

Jadual/ Table C1.1
Bilangan Tempat-Tempat Pekerjaan Yang Berdaftar Dan Yang Diperiksa Oleh Jabatan Buruh Mengikut Sektor Pada 31 Disember 2000
Number of Workplaces Registered and Number Inspected by the Labour Department by Sector as at 31 December 2000

Sektor <i>Sector</i>	Bilangan Tempat Pekerjaan yang Berdaftar <i>Number of Workplaces Registered</i>				Bilangan Tempat Pekerjaan yang Diperiksa <i>Number of Workplaces Inspected</i>			
	Sem. M'sia <i>Pen. M'sia</i>	Sabah	Sarawak	Jumlah <i>Total</i>	Sem. M'sia <i>Pen. M'sia</i>	Sabah	Sarawak	Jumlah <i>Total</i>
Pertanian, Perhutanan, Perternakan dan Perikanan <i>Agriculture, Forestry, Livestock and Fishing</i>	21,344	772	1,715	23,831	1,915	428	200	2,543
Perlombongan dan Kuari <i>Mining and Quarrying</i>	1,357	23	133	1,513	170	20	10	200
Pembuatan <i>Manufacturing</i>	51,789	357	2,738	54,884	8,296	311	617	9,224
Elektrik, Gas dan Air <i>Electricity, Gas and Water</i>	784	37	34	855	207	17	8	232
Pembinaan <i>Construction</i>	38,156	299	1,195	39,650	2,806	86	210	3,102
Perniagaan Borong dan Runcit, Restoran dan Hotel <i>Wholesale and Retail Trade, Restaurant and Hotel</i>	121,127	1,814	9,241	132,182	13,818	384	1,738	15,940
Pengangkutan, Penyimpanan dan Perhubungan <i>Transport, Storage and Communication</i>	15,607	90	1,520	17,217	1,351	70	181	1,602
Perkhidmatan Kewangan, Insuran, Harta Benda dan Perniagaan <i>Finance, Insurance, Real Estate and Business Services</i>	36,437	1,292	1,151	38,880	2,967	115	102	3,184
Perkhidmatan Masyarakat, Sosial dan Persendirian <i>Community, Social and Personal Services</i>	42,520	24	2,592	45,136	4,835	19	300	5,154
Aktiviti Lain Yang Tidak Ditakrifkan Sepenuhnya <i>Other Activities Not Adequately Defined</i>	10,642	339	0	10,981	397	23	0	420
Jumlah/ Total	339,763	5,047	20,319	365,129	36,762	1,473	3,366	41,601

Sumber: Jabatan Buruh Semenanjung Malaysia, Jabatan Buruh Sabah dan Jabatan Buruh Sarawak, Kementerian Sumber Manusia
Source: Labour Department Peninsular Malaysia, Labour Department Sabah and Labour Department Sarawak, Ministry of Human Resources

Jadual/ Table C1.2
Bilangan Tempat-Tempat Pekerjaan Yang Berdaftar Dan Yang Diperiksa Oleh Jabatan Buruh Mengikut Negeri Pada 31 Disember 2000
Number of Workplaces Registered and Number Inspected by the Labour Department by State as at 31 December 2000

Negeri State	Bilangan Tempat Pekerjaan yang Berdaftar <i>Number of Workplaces Registered</i>	Bilangan Tempat Pekerjaan yang Diperiksa <i>Number of Workplaces Inspected</i>
Johor/ <i>Johore</i>	46,426	4,292
Kedah	30,156	4,736
Kelantan	15,232	1,693
Melaka/ <i>Malacca</i>	17,981	2,166
Negeri Sembilan	14,993	1,597
Pahang	27,172	2,634
Pulau Pinang/ <i>Penang</i>	45,152	4,141
Perak	42,118	5,348
Perlis	4,194	698
Sabah	5,047	1,473
Sarawak	20,319	3,366
Selangor	40,577	3,579
Kuala Lumpur	43,195	3,469
Terengganu	12,567	2,409
Jumlah/ Total	365,129	41,601

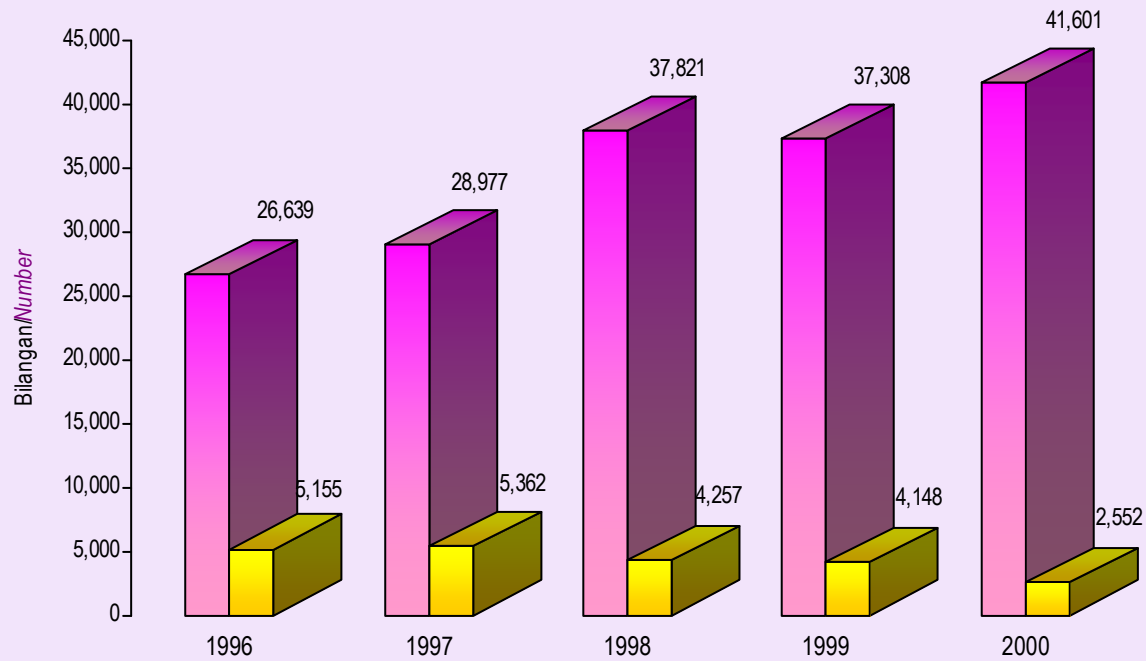
Sumber: Jabatan Buruh Semenanjung Malaysia, Jabatan Buruh Sabah dan Jabatan Buruh Sarawak, Kementerian Sumber Manusia

Source: Labour Department Peninsular Malaysia, Labour Department Sabah and Labour Department Sarawak, Ministry of Human Resources

Carta / Chart 20

Bilangan Tempat-Tempat Pekerjaan Yang Diperiksa Oleh Jabatan Buruh Dan Majikan Yang Tidak Mematuhi Undang-Undang Buruh, 1996 – 2000

Number of Workplaces Inspected by the Labour Department and Employers Not Complying with Labour Laws, 1996-2000



■ Bil. Tempat Pekerjaan yg. Diperiksa / No. of Workplaces Inspected

■ Bil. Majikan yg. Tidak Mematuhi Undang-Undang / No. of Employers Not Complying with Labour Laws

Sumber : Jabatan Buruh Semenanjung Malaysia, Jabatan Buruh Sabah dan Jabatan Buruh Sarawak, Kementerian Sumber Manusia

Source : Labour Department Peninsular Malaysia, Labour Department Sabah and Labour Department Sarawak, Ministry of Human Resources

Jadual/ Table C1.3

Bilangan Tempat-Tempat Pekerjaan Yang Diperiksa Oleh Jabatan Buruh Dan Majikan Yang Tidak Mematuhi Undang-Undang Buruh, 1996-2000
Number of Workplaces Inspected by the Labour Department and Employers Not Complying with Labour Laws, 1996-2000

Tahun <i>Year</i>	Bilangan Tempat Pekerjaan yang Diperiksa <i>Number of Workplaces Inspected</i>	Bilangan dan Peratusan Majikan yang Tidak Mematuhi Undang-Undang <i>Number and Percentage of Employers Not Complying with Labour Laws</i>
1996	26,639	5,155 (19%)
1997	28,977	5,362 (19%)
1998	37,821	4,257 (11%)
1999	37,308	4,148 (11%)
2000	36,762	2,394 (6.5%)

93

Sumber: Jabatan Buruh Semenanjung Malaysia, Jabatan Buruh Sabah dan Jabatan Buruh Sarawak, Kementerian Sumber Manusia

Source: *Labour Department Peninsular Malaysia, Labour Department Sabah and Labour Department Sarawak, Ministry of Human Resources*

Nota/ Note:

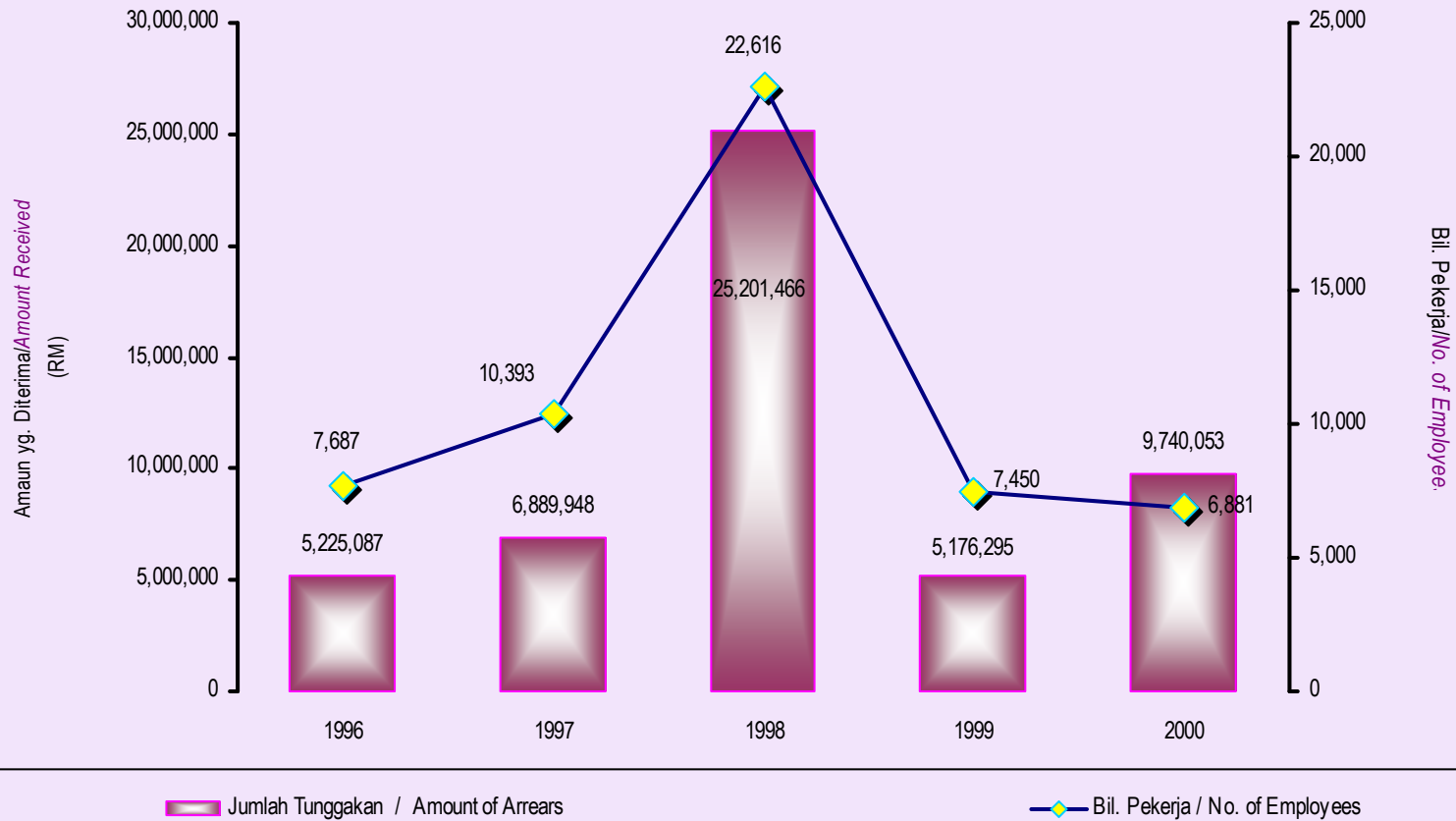
Maklumat yang diberikan adalah berdasarkan peruntukan undang-undang buruh di bawah bidang kuasa Kementerian Sumber Manusia

Information provided is based upon labour laws administered by the Ministry of Human Resources

Carta / Chart 21

Tunggakan Faedah-Faedah Statutori Yang Diterima Oleh Pekerja, Semenanjung Malaysia 1996-2000

Arrears Of Statutory Benefits Received By Employees, Peninsular Malaysia 1996-2000



Sumber : Jabatan Buruh Semenanjung Malaysia, Kementerian Sumber Manusia
Source : Labour Department Peninsular Malaysia, Ministry of Human Resources

Nota/Note:
Data 1995 tidak dikutip/Data for 1995 is not collected

Jadual/ Table C1.4
Tunggakan Faedah-Faedah Statutori Yang Diterima Oleh Pekerja ¹ , Semenanjung Malaysia, 1996-2000
Arrears of Statutory Benefits Received by Employees ¹ Peninsular Malaysia, 1996-2000

Faedah-Faedah Statutori <i>Statutory Benefits</i>	1996		1997		1998		1999		2000	
	Bil.Pekerja <i>Number of Employees</i>	Amaun yang Diterima <i>Amount Received (RM)</i>	Bil.Pekerja <i>Number of Employees</i>	Amaun yang Diterima <i>Amount Received (RM)</i>	Bil.Pekerja <i>Number of Employees</i>	Amaun yang Diterima <i>Amount Received (RM)</i>	Bil.Pekerja <i>Number of Employees</i>	Amaun yang Diterima <i>Amount Received (RM)</i>	Bil.Pekerja <i>Number of Employees</i>	Amaun yang Diterima <i>Amount Received (RM)</i>
Bayaran Gaji <i>Salary Payment</i>	1,091	1,720,257	1,480	668,531	13,299	11,629,210	3,076	1,774,409	2,282	1,186,921
Elaun Bersalin <i>Maternity Allowance</i>	22	16,436	50	15,893	62	110,911	20	16,073	6	11,758
Bayaran Hari Rehat Mingguan <i>Rest Day Payment</i>	134	11,770	73	45,317	95	68,790	29	18,024	171	27,004
Bayaran Kerja Lebih Masa <i>Overtime Payment</i>	1,482	248,251	2,218	353,291	905	497,063	1,408	460,100	189	57,334
Bayaran Cuti Am <i>Public Holiday Payment</i>	733	69,397	843	92,925	299	65,529	256	98,672	224	28,394
Bayaran Cuti Tahunan <i>Annual Leave Payment</i>	1,327	249,078	1,337	374,685	2,265	594,151	671	216,892	923	183,060
Bayaran Cuti Sakit <i>Sick Leave Payment</i>	36	2,835	41	1,434	80	57,087	138	104,899	51	14,488
Bayaran Penamatan dan Rentikerja <i>Termination & Lay-Off Benefits</i>	1,073	1,715,266	1,150	4,160,641	4,620	11,172,753	984	1,872,162	1,794	6,434,361
Lain-lain Bayaran <i>Other Payments</i>	1,789	1,191,797	3,201	1,177,230	991	1,005,972	868	615,064	1,241	1,796,733
Jumlah/ Total	7,687	5,225,087	10,393	6,889,948	22,616	25,201,466	7,450	5,176,295	6,881	9,740,053

Sumber: Jabatan Buruh Semenanjung Malaysia, Kementerian Sumber Manusia

Source: Labour Department Peninsular Malaysia, Ministry of Human Resources

Nota/ Note:

1. Hasil dari pemeriksaan ke atas tempat pekerjaan

As a result of inspection of workplaces

Jadual/ Table C1.5
Bilangan Aduan Yang Dilaporkan Kepada Jabatan Buruh Mengikut Isu, 1996 - 2000
Number of Complaints Reported to the Labour Department by Issu, 1996 – 2000

Isu-isu/ <i>Issues</i>	1996	1997	1998	1999	2000
1. Tidak Mematuhi Peruntukan Di Bawah Undang-Undang Buruh <i>Non-Compliance of Labour Laws:-</i>	8,052	11,773	19,869	17,676	11,157
i. Akta Kerja 1955 <i>Employment Act 1955</i>	5,473	8,272	14,527	13,559	10,935
ii. Akta Standard-Standard Minimum Perumahan dan Kemudahan Pekerja 1990 <i>Workers Minimum Standards of Housing and Amenities Act 1990</i>	73	273	190	550	90
iii. Akta (Penggajian) Kanak-Kanak dan Orang Muda 1996 <i>Children and Young Persons (Employment) Act 1996</i>	105	104	41	24	26
iv. Akta Majlis Penetapan Gaji 1947 <i>Wages Council Act 1947</i>	59	72	60	67	40
v. Akta Pampasan Pekerja 1952 <i>Workmen's Compensation Act 1952</i>	37	50	29	34	66
vi. Akta Cuti Mingguan 1950 <i>Weekly Holidays Act 1950</i>	-	-	-	-	-
vii. Ordinan Buruh Sabah (Bab 67) <i>Labour Ordinance Sabah (Cap. 67)</i>	899	1,546	2,291	1,108	-
viii. Ordinan Buruh Sarawak (Bab 76) <i>Labour Ordinance Sarawak (Cap. 76)</i>	1,406	1,456	2,731	2,334	-
2. Tidak Mematuhi Dasar Kerajaan/ <i>Non-Compliance of National Policies:-</i>	133	184	269	222	165
i. Kuota tenaga kerja yang tidak seimbang mengikut kaum <i>Unbalanced racial composition of workforce</i>	3	13	1	-	7
ii. Diskriminasi kaum <i>Racial discrimination</i>	32	43	28	37	31
iii. Tiada kemudahan menunaikan sembahyang <i>Lack of facilities to perform prayers</i>	98	128	146	91	98
iv. Penggajian haram dan layanan buruk ke atas pekerja asing <i>Illegal employment and improper treatment of migrant employees</i>	-	-	94	94	29
3. Amalan Perburuhan yang Tidak Adil/ <i>Unfair Labour Practices:-</i>	210	235	149	98	178
i. Diskriminasi seks <i>Sex discrimination</i>	1	1	1	3	1
ii. Penindasan seks <i>Sexual harassment</i>	5	5	8	8	40
iii. Bayaran gaji yang tidak adil <i>Unfair wages</i>	128	92	46	34	42
iv. Diskriminasi pekerja-pekerja <i>Employment discrimination</i>	76	137	94	53	95
4. Lain-Lain/ <i>Others</i>	681	1,001	684	923	743

Sumber: Jabatan Buruh Semenanjung Malaysia, Jabatan Buruh Sabah dan Jabatan Buruh Sarawak, Kementerian Sumber Manusia

Source: Labour Department Peninsular Malaysia, Labour Department Sabah and Labour Department Sarawak, Ministry of Human Resources

Jadual/ Table C1.6

Bilangan Tuntutan, Keputusan Yang Diperakukan Dan Amaun Tuntutan Yang Diputuskan Oleh Mahkamah Buruh, Semenanjung Malaysia, 1996-2000
Number of Claims, Decisions and Amount Granted by the Labour Court, Peninsular Malaysia, 1996-2000

Tahun Year	Tuntutan Claims			Keputusan Decision			Amaun Tuntutan Amount of Claims		
	Dari Majikan From Employer	Dari Pekerja From Employee	Jumlah Total	Berpihak kepada Majikan In Favour of Employer	Berpihak kepada Pekerja In Favour of Employee	Jumlah Total	Diterima dari Majikan From Employer	Diterima dari Pekerja From Employee	Jumlah Total
1996	257	10,876	11,133	257	5,508	5,765	116,996	8,650,185	8,767,181
1997	228	12,742	12,970	467	5,980	6,447	137,808	14,152,426	14,290,234
1998	781	10,057	10,838	705	8,539	9,244	140,774	25,201,471	25,342,245
1999	799	10,106	10,905	717	8,938	9,655	149,403	25,840,581	25,989,984
2000	780	7,467	8,247	717	7,404	8,121	157,579	16,552,100	16,709,679

Sumber: Jabatan Buruh Semenanjung Malaysia, Kementerian Sumber Manusia

Source: Labour Department Peninsular Malaysia, Ministry of Human Resources

Jadual/ Table C1.6(a)
Bilangan Aduan Yang Dilaporkan Dan Diselesaikan Oleh Jabatan Buruh Serta Amaun Dibayar, Sabah, 1996-2000
Number of Complaints Reported and Settled by the Labour Department and Amount Paid, Sabah, 1996-2000

Tahun Year	Bilangan Aduan Dilaporkan Number of Complaints Reported	Bilangan Aduan Diselesaikan Number of Complaints Settled	Amaun Dibayar Amount Paid
1996	899	832	364,696
1997	1,546	1,401	684,954
1998	2,291	2,165	1,135,468
1999	1,108	1,072	1,013,717
2000	1,152	1,117	639,741

Sumber: Jabatan Buruh Sabah, Kementerian Sumber Manusia

Source: Labour Department Sabah, Ministry of Human Resources

Jadual/ Table C1.6(b)
Bilangan Aduan Yang Dilaporkan Dan Diselesaikan Oleh Jabatan Buruh Serta Amaun Dibayar, Sarawak, 1996-2000
Number of Complaints Reported and Settled by the Labour Department and Amount Paid, Sarawak, 1996-2000

Tahun <i>Year</i>	Bilangan Aduan Dilaporkan <i>Number of Complaints Reported</i>	Bilangan Aduan Diselesaikan <i>Number of Complaints Settled</i>	Amaun Dibayar <i>Amount Paid</i>
1996	1,406	869	452,457
1997	1,456	914	579,697
1998	2,731	1,886	1,255,830
1999	2,334	1,567	782,081
2000	688	358	1,490,009

Sumber: Jabatan Buruh Sarawak Kementerian Sumber Manusia

Source: Labour Department Sarawak, Ministry of Human Resources

Jadual/ *Table* C1.7

Telekerja - Bilangan Pertanyaan Yang Diterima Oleh Jabatan Buruh Mengikut Kategori Pemanggil, 2000
Telekerja - Number of Inquiries Received by the Labour Department by Category of Caller, 2000

Kategori Pemanggil <i>Category of Callers</i>	Bilangan Pemanggil <i>Number of Callers</i>			Jumlah <i>Total</i>
	Sem. M'sia <i>Pen. M'sia</i>	Sabah	Sarawak	
Pekerja/ <i>Employees:-</i>				
Tempatan/ <i>Local</i>	102,413	72	6,724	109,209
Asing/ <i>Foreign</i>	3,854	0	793	4,647
Majikan/ <i>Employers</i>	85,681	20	4,288	89,989
Orang Awam/ <i>Members of Public</i>	6,699	15	1,764	8,478
Jumlah/ <i>Total</i>	198,647	107	13,569	212,323

100

Sumber: Jabatan Buruh Semenanjung Malaysia, Jabatan Buruh Sabah dan Jabatan Buruh Sarawak, Kementerian Sumber Manusia

Source: Labour Department Peninsular Malaysia, Labour Department Sabah and Labour Department Sarawak, Ministry of Human Resources

Nota/ *Note:*

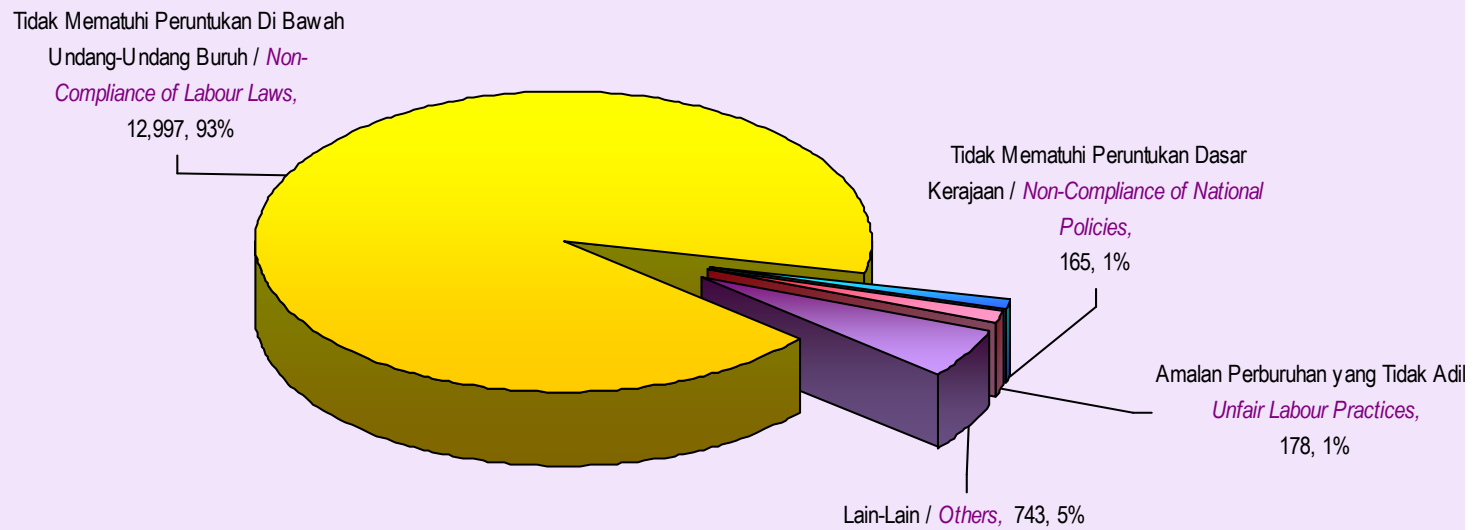
Telekerja - Perkhidmatan talian terus yang memberikan khidmat nasihat tentang masalah kerja yang berkaitan dengan pemakaian undang-undang buruh

Telekerja - Direct line service that provide advisory services on work problems especially those pertaining to labour laws

Carta / *Chart* 22

Bilangan Aduan Yang Dilaporkan Kepada Jabatan Buruh Mengikut Isu, 2000

Number Of Complaints Reported To The Labour Department By Issue, 2000



Jadual/ Table C1.8

Telekerja - Bilangan Pertanyaan Yang Diterima Oleh Jabatan Buruh Berkaitan Dengan Undang-Undang Buruh, 2000
Telekerja - Number of Inquiries Received by the Labour Department Related to Labour Laws, 2000

Undang-Undang Buruh <i>Labour Laws</i>	Bilangan Pertanyaan <i>Number of Inquiries</i>			Jumlah <i>Total</i>
	Sem. M'sia <i>Pen. M'sia</i>	Sabah	Sarawak	
Akta Kerja 1955 <i>Employment Act 1955</i>	143,755	t.b	t.b	143,755
Akta Pampasan Pekerja 1952 <i>Workmen's Compensation Act 1952</i>	3,829	-	1,205	5,034
Akta Standard-Standard Minimum Perumahan dan Kemudahan Pekerja 1990 <i>Workers Minimum Standards of Housing And Amenities Act 1990</i>	1,018	t.b	t.b	1,018
Akta (Penggajian) Kanak-Kanak dan Orang Muda 1966 <i>Children and Young Persons (Employment) Act 1966</i>	1,268	t.b	t.b	1,268
Akta Majlis Penetapan Gaji 1947 <i>Wages Council Act 1947</i>	383	-	-	383
Ordinan Buruh Sabah (Bab.67) <i>Labour Ordinance Sabah (Cap.67)</i>	t.b	107	t.b	107
Ordinan Buruh Sarawak (Bab.76) <i>Labour Ordinance Sarawak (Cap.76)</i>	t.b	t.b	6,996	6,996
Akta Perhubungan Perusahaan 1967 <i>Industrial Relations Act 1967</i>	t.b	-	3,779	3,779
Jumlah/ <i>Total</i>	150,253	107	11,980	162,340

102

Sumber: Jabatan Buruh Semenanjung Malaysia, Jabatan Buruh Sabah dan Jabatan Buruh Sarawak, Kementerian Sumber Manusia

Source: Labour Department Peninsular Malaysia, Labour Department Sabah and Labour Department Sarawak, Ministry of Human Resources

Nota/ Note:

t.b - Tidak berkaitan/ Not applicable

Jadual/ Table C1.9

Bilangan Majikan Yang Didakwa Oleh Jabatan Buruh Dan Amaun Denda Yang Dikenakan, 1996-2000
Number of Employers Prosecuted by the Labour Department and Amount of Fines Imposed, 1996-2000

Undang-Undang Buruh <i>Labour Laws</i>	1996		1997		1998		1999		2000	
	Bilangan Pendakwaan <i>No.of Prosecutions</i>	Amaun Denda <i>Amount of Fines (RM)</i>	Bilangan Pendakwaan <i>No.of Prosecutions</i>	Amaun Denda <i>Amount of Fines (RM)</i>	Bilangan Pendakwaan <i>No.of Prosecutions</i>	Amaun Denda <i>Amount of Fines (RM)</i>	Bilangan Pendakwaan <i>No.of Prosecutions</i>	Amaun Denda <i>Amount of Fines (RM)</i>	Bilangan Pendakwaan <i>No.of Prosecutions</i>	Amaun Denda <i>Amount of Fines (RM)</i>
Akta Kerja 1955 <i>Employment Act 1955</i>	73	45,200	56	55,250	26	26,850	17	23,400	14	33,900
Akta Pampasan Pekerja 1952 <i>Workmen's Compensation Act 1952</i>	4	1,600	2	1,100	-	-	2	1,300	-	-
Akta (Penggajian) Kanak- kanak dan Orang Muda 1966 <i>Children and Young Persons (Employment) Act 1966</i>	13	12,100	4	6,500	3	4,900	1	500	2	1,500
Akta Standard-Standard Minimum Perumahan dan Kemudahan Pekerja 1990 <i>Workers Minimum Standards of Housing and Amenities Act 1990</i>	-	-	-	-	-	-	-	-	-	-
Akta (Sekatan) Pekerjaan 1968 <i>Employment (Restriction) Act 1968</i>	-	-	-	-	-	-	-	-	-	-
Kanun Keseksaan <i>Penal Code</i>	5	3,500	11	3,950	11	3,700	7	380	-	-
Ordinan Buruh Sabah (Bab.67) <i>Labour Ordinance Sabah (Cap.67)</i>	6	2,150	3	600	12	2,150	1	400	-	-
Ordinan Buruh Sarawak (Bab.76) <i>Labour Ordinance Sarawak (Cap.76)</i>	-	-	-	-	-	-	-	-	-	-
Jumlah/ Total	101	64,550	76	67,400	52	37,600	28	25,980	16	35,400

Sumber: Jabatan Buruh Semenanjung Malaysia, Jabatan Buruh Sabah dan Jabatan Buruh Sarawak, Kementerian Sumber Manusia

Source: Labour Department Peninsular Malaysia, Labour Department Sabah and Labour Department Sarawak, Ministry of Human Resources

Nota/ Note:

Merangkumi undang-undang buruh di bawah bidang kuasa Kementerian Sumber Manusia

Inclusive of labour laws administered by the Ministry of Human Resources

Jadual/ Table C1.10
Bilangan Rumah Pekerja, Pusat Asuhan Kanak-Kanak Dan Dewan Komuniti Yang Dibina Dan Diubahsuai Di Sektor Perladangan,
Semenanjung Malaysia, 1996-2000

Number of Workers' Houses, Nurseries and Community Halls Built and Renovated in the Plantation Sector, Peninsular Malaysia, 1996-2000

	1996	1997	1998	1999	2000
Rumah Pekerja <i>Workers Houses</i>	2,775	2,731	1,995	526	616
Bekalan Elektrik <i>Electricity</i>	2,584	759	1,537	276	209
Bekalan Air <i>Water</i>	4,700	1,303	1,408	334	474
Pusat Asuhan <i>Nurseries</i>	20	14	8	2	3
Dewan Komuniti <i>Community Halls</i>	10	7	3	2	-

104

Sumber: Jabatan Buruh Semenanjung Malaysia, Kementerian Sumber Manusia

Source: Labour Department Peninsular Malaysia, Ministry of Human Resources

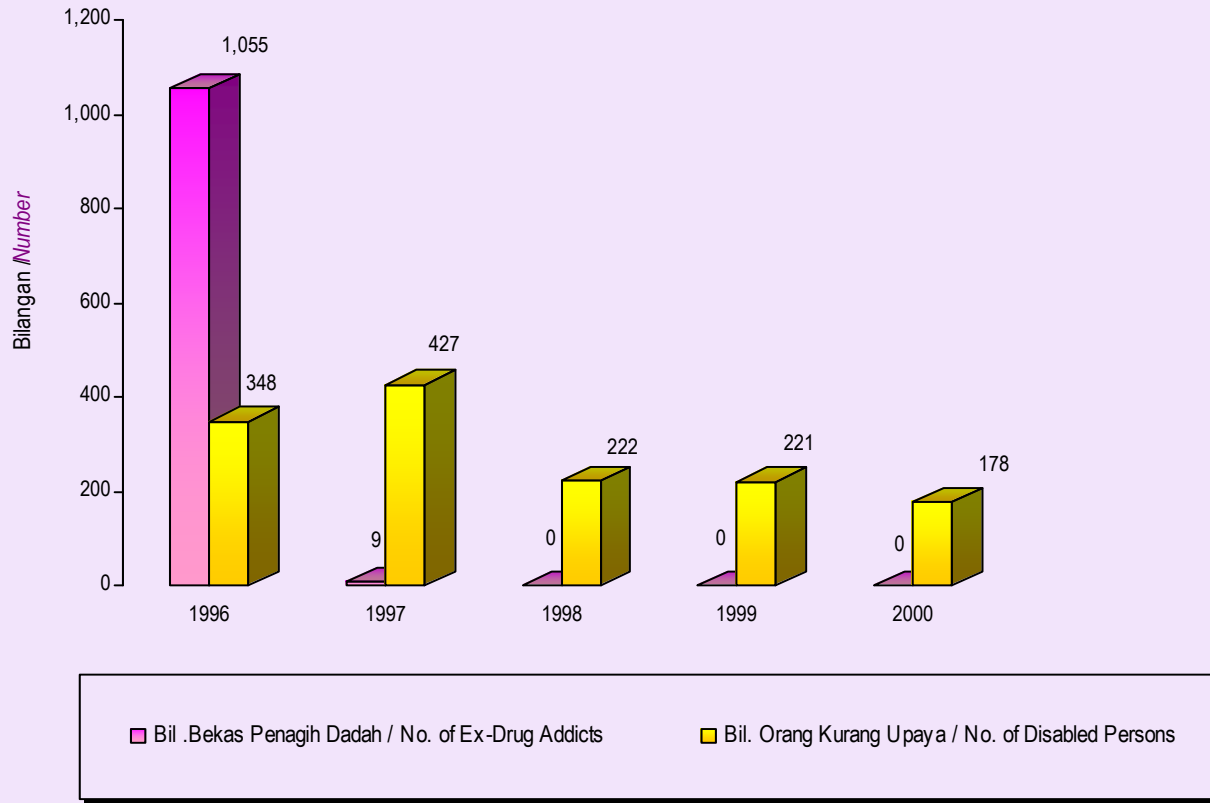
Nota/ Note:

Maklumat yang diberi adalah berdasarkan peruntukan Akta Standard-Standard Minimum Perumahan dan Kemudahan Pekerja 1990

Information provided is based upon the provision of Workers Minimum Standards of Housing and Workers Amenities Act 1990

Carta / Chart 23

Penempatan Pekerjaan Bekas Penagih-Penagih Dadah Dan Orang-Orang Kurang Upaya, Semenanjung Malaysia 1996 – 2000
Placement of Ex-Drug Addicts and Disabled Persons in Employment, Peninsular Malaysia 1996-2000



Sumber : Jabatan Buruh Semenanjung Malaysia, Jabatan Buruh Sabah dan Jabatan Buruh Sarawak, Kementerian Sumber Manusia
Source : Labour Department Peninsular Malaysia, Labour Department Sabah and Labour Department Sarawak, Ministry of Human Resources

Jadual/ *Table* C1.11

Penempatan Pekerjaan Bekas Penagih-Penagih Dadah Dan Orang-Orang Kurang Upaya, Semenanjung Malaysia, 1996-2000
Placement of Ex-Drug Addicts and Disabled Persons in Employment, Peninsular Malaysia, 1996-2000

Tahun <i>Year</i>	Bil. Bekas Penagih Dadah <i>Number of Ex-Drug Addicts</i>	Bil. Orang Kurang Upaya <i>Number of Disabled Persons</i>
1996	1,055	348
1997	9	427
1998	-	222
1999	-	221
2000	-	178

Sumber: Jabatan Buruh Semenanjung Malaysia, Kementerian Sumber Manusia

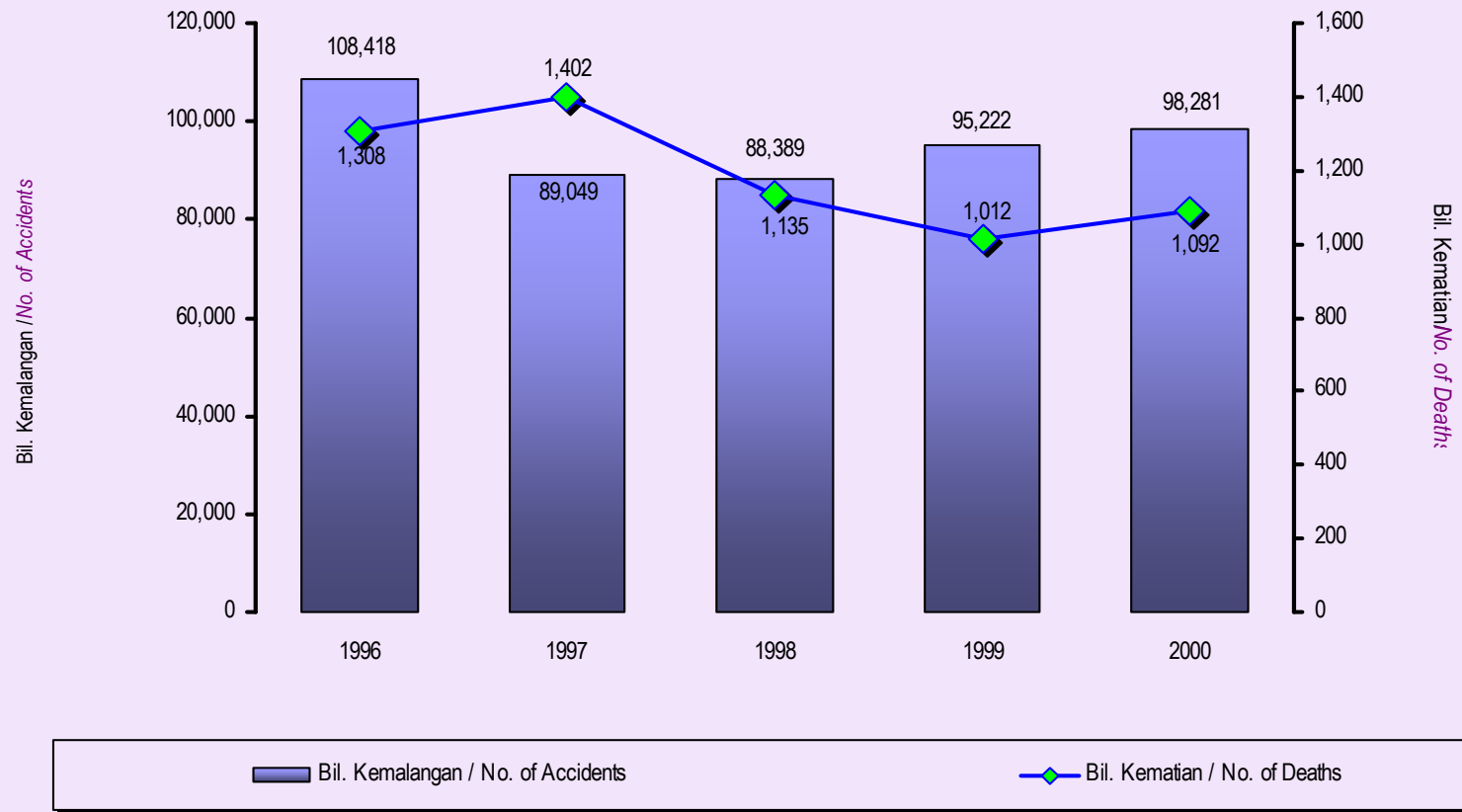
Source: *Labour Department Peninsular Malaysia, Ministry of Human Resources*

Nota/ Note:

1. Mulai 31 Oktober 1996, Jabatan Buruh Semenanjung Malaysia tidak lagi mengendalikan penempatan pekerjaan bekas penagih dadah

Starting 31 October 1996, placement of ex-drug addicts in employment was no longer administered by the Labour Department Peninsular Malaysia

Carta / *Chart* 24
 Jumlah Kemalangan Dan Kemalangan Maut, 1996-2000
Number Of Industrial And Fatal Accidents, 1996-2000



Sumber : Pertubuhan Keselamatan Sosial (PERKESO) , Jabatan Buruh Semenanjung Malaysia, Jabatan Buruh Sabah dan Jabatan Buruh Sarawak, Kementerian Sumber Manusia
 Source : Social Security Organisation (SOCSSO), Labour Department Peninsular Malaysia, Labour Department Sabah and Labour Department Sarawak, Ministry of Human Resources

Jadual/ Table C1.12
Kadar Dan Bilangan Kemalangan Industri Yang Dilaporkan Mengikut Jenis Kemalangan, 1996 - 2000
Number and Rate of Industrial Accidents Reported by Type of Accident, 1996 – 2000

Tahun Year	Kemalangan/ <i>Accidents</i>		Maut <i>Fatal</i>	Hilang Upaya <i>Disablement</i>	Kadar Kemalangan bagi setiap ribu Pekerja <i>Accident Rate per thousand Workers</i>	Kadar Kemalangan Maut bagi setiap juta Pekerja <i>Fatality Rate per million Workers</i>
	Jumlah <i>Total</i>	Semasa Perjalanan <i>Commuting</i>				
1996	108,418	14,771	1,308	107,110	13	155
1997	89,049	13,503	1,402	87,647	10	159
1998	88,389	16,759	1,135	87,254	10	133
1999	95,222	18,309	1,012	94,210	11	114
2000	98,281	19,620	1,092	97,189	11	118

Sumber: Pertubuhan Keselamatan Sosial (PERKESO), Jabatan Buruh Semenanjung Malaysia, Jabatan Buruh Sabah dan Jabatan Buruh Sarawak, Kementerian Sumber Manusia

Source: Social Security Organisation (SOCSCO), Labour Department Peninsular Malaysia, Labour Department Sabah and Labour Department Sarawak, Ministry of Human Resources

Nota/ *Note:*

1. Angka-angka menggambarkan kemalangan yang dilaporkan kepada Pertubuhan Keselamatan Sosial (PERKESO) dan Jabatan Buruh Sabah dan Sarawak kecuali Jabatan Buruh Semenanjung Malaysia yang meliputi kes-kes kemalangan yang telah diselesaikan sahaja

Figures refer to accidents reported to Social Security Organisation (SOCSCO) and Labour Departments of Sabah and Sarawak except for Labour Department of Peninsular Malaysia which covers only settled cases

2. Jumlah kemalangan semasa perjalanan hanya meliputi kemalangan yang berlaku semasa pergi dan balik bekerja dan yang dilaporkan kepada Pertubuhan Keselamatan Sosial (PERKESO)

Total number of commuting accidents cover accidents occurred while travelling to and fro and reported to the Social Security Organisation (SOCSCO)

Kemalangan Industri Yang Dilaporkan Kepada Jabatan Buruh Dan Pertubuhan Keselamatan Sosial (Perkeso) Mengikut Sektor, 1996-2000
Industrial Accidents Reported to the Labour Department and Social Security Organisation (SOCSO) by Sector, 1996-2000

Sektor/ Sector	1996	1997	1998	1999	2000
Pertanian, Perhutanan, Pemburuan dan Perikanan <i>Agriculture, Forestry, Hunting and Fishing</i>	14,250 <i>13.1</i>	24,390 <i>27.4</i>	13,880 <i>15.7</i>	14,139 <i>14.8</i>	13,293 <i>13.5</i>
Perlombongan dan Kuari <i>Mining and Quarrying</i>	967 <i>0.9</i>	763 <i>0.9</i>	771 <i>0.9</i>	775 <i>0.8</i>	643 <i>0.7</i>
Pembuatan <i>Manufacturing</i>	56,332 <i>52.0</i>	37,829 <i>42.5</i>	38,718 <i>43.8</i>	42,258 <i>44.4</i>	42,915 <i>43.7</i>
Elektrik, Gas dan Air <i>Electricity, Gas and Water</i>	725 <i>0.7</i>	372 <i>0.4</i>	3,583 <i>4.1</i>	661 <i>0.7</i>	592 <i>0.6</i>
Pembinaan <i>Construction</i>	5,401 <i>5.0</i>	3,648 <i>4.1</i>	1,232 <i>1.4</i>	4,816 <i>5.1</i>	4,966 <i>5.1</i>
Perdagangan Borong dan Runcit, Restoran dan Hotel <i>Wholesale and Retail Trade, Restaurant and Hotel</i>	13,058 <i>12.0</i>	9,248 <i>10.4</i>	13,015 <i>14.7</i>	14,701 <i>15.4</i>	15,472 <i>15.7</i>
Pengangkutan, Penyimpanan dan Perhubungan <i>Transport, Storage and Communication</i>	5,093 <i>4.7</i>	3,276 <i>3.7</i>	4,077 <i>4.6</i>	4,475 <i>4.7</i>	4,800 <i>4.9</i>
Perkhidmatan Kewangan, Insuran, Harta Benda dan Perniagaan <i>Finance, Insurance, Real Estates and Business Services</i>	516 <i>0.5</i>	367 <i>0.4</i>	719 <i>0.8</i>	6,651 <i>7.0</i>	7,293 <i>7.4</i>
Perkhidmatan Masyarakat, Sosial dan Persendirian <i>Community, Social and Personal Services</i>	12,069 <i>11.1</i>	8,254 <i>9.3</i>	10,935 <i>12.4</i>	6,728 <i>7.1</i>	8,250 <i>8.4</i>
Aktiviti Yang Tidak Dapat Ditakrifkan Sepenuhnya <i>Other Activities Not Adequately Defined</i>	7 <i>0.0</i>	902 <i>1.0</i>	1,459 <i>1.7</i>	18 <i>0.0</i>	57 <i>0.1</i>
Jumlah <i>Total</i>	108,418 <i>100.0</i>	89,049 <i>100.0</i>	88,389 <i>100.0</i>	95,222 <i>100.0</i>	98,281 <i>100.0</i>

Sumber: Pertubuhan Keselamatan Sosial (PERKESO), Jabatan Buruh Semenanjung Malaysia, Jabatan Buruh Sabah dan Jabatan Buruh Sarawak, Kementerian Sumber Manusia
 Source: Social Security Organisation (SOCSO), Labour Department Peninsular Malaysia, Labour Department Sabah and Labour Department Sarawak, Ministry of Human Resources

Nota/Note:

- Data meliputi kemalangan yang dilaporkan di bawah Akta Keselamatan Sosial Pekerja 1969 dan Akta Pampasan Pekerja 1952
Data covers accidents reported under Employees Social Security Act 1969 and Workmen's Compensation Act 1952
- Angka-angka menggambarkan kemalangan yang dilaporkan kepada Pertubuhan Keselamatan Sosial (PERKESO), Jabatan Buruh Sabah dan Jabatan Buruh Sarawak kecuali Jabatan Buruh Semenanjung Malaysia yang meliputi kes-kes kemalangan yang telah diselesaikan sahaja
Figures refer to accidents reported to the Social Security Organisation (SOCSO), Labour Department of Sabah and Labour Department of Sarawak except for Labour Department of Peninsular Malaysia which covers only settled cases
- Angka-angka dalam italic menunjukkan peratus bahagian
Figures in italic denote percentage shares

Jadual/ Table C1.14

Kemalangan Industri Yang Dilaporkan Kepada Jabatan Buruh Dan Pertubuhan Keselamatan Sosial (Perkeso) Mengikut Sektor Dan Jenis Kemalangan, 2000
Industrial Accidents Reported to the Labour Department and Social Security Organisation (SOCSO) by Sector and Type of Accident, 2000

Sector <i>Sector</i>	Jumlah Kemalangan <i>Total Accidents</i>	Maut <i>Fatal Accidents</i>	Hilang Upaya <i>Disablement</i>
Pertanian, Perhutanan, Pemburuan dan Perikanan <i>Agriculture, Forestry, Hunting and Fishing</i>	13,301	161	13,140
Perlombongan dan Kuari <i>Mining and Quarrying</i>	640	11	629
Pembuatan <i>Manufacturing</i>	42,892	298	42,594
Elektrik, Gas dan Air <i>Electricity, Gas and Water</i>	593	16	577
Pembinaan <i>Construction</i>	4,974	168	4,806
Perdagangan Borong dan Runcit, Restoran dan Hotel <i>Wholesale and Retail Trade, Restaurant and Hotel</i>	15,472	153	15,319
Pengangkutan, Penyimpanan dan Perhubungan <i>Transport, Storage and Communication</i>	4,804	100	4,704
Perkhidmatan Kewangan, Insuran, Harta Benda dan Perniagaan <i>Finance, Insurance, Real Estates and Business Services</i>	7,293	84	7,209
Perkhidmatan Masyarakat, Sosial dan Persendirian <i>Community, Social and Personal Services</i>	8,251	98	8,153
Aktiviti Yang Tidak Dapat Ditakrifkan Sepenuhnya <i>Other Activities Not Adequately Defined</i>	61	3	58
Jumlah/ Total	98,281	1,092	97,189

110

Sumber: Pertubuhan Keselamatan Sosial (PERKESO), Jabatan Buruh Semenanjung Malaysia, Jabatan Buruh Sabah dan Jabatan Buruh Sarawak, Kementerian Sumber Manusia

Source: Social Security Organisation (SOCSO), Labour Department Peninsular Malaysia, Labour Department Sabah and Labour Department Sarawak, Ministry of Human Resources

Nota/ Note:

- Data meliputi kemalangan yang dilaporkan di bawah Akta Keselamatan Sosial Pekerja 1969 dan Akta Pampasan Pekerja 1952. Tiada pecahan hilang upaya sementara (HUS) bagi maklumat kemalangan industri yang dilaporkan oleh Pertubuhan Keselamatan Sosial (PERKESO)
Data covers accidents reported under Employees Social Security Act 1969 and Workmen's Compensation Act 1952. No breakdown on temporary disablement for industrial accidents reported by the Social Security Organisation (SOCSO)
- Angka-angka menggambarkan kemalangan yang dilaporkan kepada Pertubuhan Keselamatan Sosial (PERKESO), Jabatan Buruh Sabah dan Jabatan Buruh Sarawak kecuali Jabatan Buruh Semenanjung Malaysia yang meliputi kes-kes kemalangan yang telah diselesaikan sahaja
Figures refer to accidents reported to the Social Security Organisation (SOCSO), Labour Department of Sabah and Labour Department of Sarawak except for Labour Department of Peninsular Malaysia which covers only settled cases

Jadual/ Table C1.15

Kemalangan Industri Yang Dilaporkan Kepada Jabatan Buruh Dan Pertubuhan Keselamatan Sosial (Perkeso) Mengikut Sektor Dan Jantina, 2000
Industrial Accidents Reported to the Labour Department and Social Security Organisation (SOCSO) by Sector and Gender, 2000

Sector <i>Sector</i>	Jumlah Kemalangan <i>Total Accidents</i>			Kemalangan Maut <i>Fatal Accidents</i>		
	Jumlah <i>Total</i>	Lelaki <i>Male</i>	Perempuan <i>Female</i>	Jumlah <i>Total</i>	Lelaki <i>Male</i>	Perempuan <i>Female</i>
Pertanian, Perhutanan, Pemburuan dan Perikanan <i>Agriculture, Forestry, Hunting and Fishing</i>	13,297	9,259	4,038	161	147	14
Perlombongan dan Kuari <i>Mining and Quarrying</i>	649	612	37	11	11	0
Pembuatan <i>Manufacturing</i>	42,880	34,268	8,612	298	247	51
Elektrik, Gas dan Air <i>Electricity, Gas and Water</i>	594	558	36	16	16	0
Pembinaan <i>Construction</i>	4,976	4,557	419	168	166	2
Perdagangan Borong dan Runcit, Restoran dan Hotel <i>Wholesale and Retail Trade, Restaurant and Hotel</i>	15,472	12,936	2,536	153	134	19
Pengangkutan, Penyimpanan dan Perhubungan <i>Transport, Storage and Communication</i>	4,804	4,551	253	100	97	3
Perkhidmatan Kewangan, Insuran, Harta Benda Dan Perniagaan <i>Finance, Insurance, Real Estates and Business Services</i>	7,294	6,096	1,198	84	77	7
Perkhidmatan Masyarakat, Sosial dan Persendirian <i>Community, Social and Personal Services</i>	8,253	6,858	1,395	86	86	0
Aktiviti Yang Tidak Dapat Ditakrifkan Sepenuhnya <i>Other Activities Not Adequately Defined</i>	62	60	2	3	3	0
Jumlah/ <i>Total</i>	98,281	79,755	18,526	1,080	984	96

Sumber: Pertubuhan Keselamatan Sosial (PERKESO), Jabatan Buruh Semenanjung Malaysia, Jabatan Buruh Sabah dan Jabatan Buruh Sarawak, Kementerian Sumber Manusia
 Source: Social Security Organisation (SOCSO), Labour Department Peninsular Malaysia, Labour Department Sabah and Labour Department Sarawak, Ministry of Human Resources

Nota/ Note:

- Data meliputi kemalangan yang dilaporkan di bawah Akta Keselamatan Sosial Pekerja 1969 dan Akta Pampasan Pekerja 1952
Data covers accidents reported under Employees Social Security Act 1969 and Workmen's Compensation Act 1952
- Angka-angka menggambarkan kemalangan yang dilaporkan kepada Pertubuhan Keselamatan Sosial (PERKESO), Jabatan Buruh Sabah dan Jabatan Buruh Sarawak kecuali Jabatan Buruh Semenanjung Malaysia yang meliputi kes-kes kemalangan yang telah diselesaikan sahaja
Figures refer to accidents reported to the Social Security Organisation (SOCSO), Labour Department of Sabah and Labour Department of Sarawak except for Labour Department of Peninsular Malaysia which covers only settled cases

Jadual/ Table C1.16

Kemalangan Industri Yang Dilaporkan Kepada Jabatan Buruh Dan Pertubuhan Keselamatan Sosial (Perkeso) Mengikut Sebab Kemalangan, 1996-2000
Industrial Accidents Reported to the Labour Department and Social Security Organisation (SOCSO) by Cause of Accident, 1996-2000

Sebab/ Cause	1996	1997	1998	1999	2000
Orang Terjatuh	23,666	17,305	18,482	24,004	25,947
<i>Fall of Persons</i>	<i>21.8</i>	<i>19.4</i>	<i>20.9</i>	<i>25.2</i>	<i>26.4</i>
Terhempap oleh benda-benda yang jatuh	12,274	9,340	13,833	12,326	12,781
<i>Struck by falling objects</i>	<i>11.3</i>	<i>10.5</i>	<i>15.7</i>	<i>12.9</i>	<i>13.0</i>
Terpijak di atas, terkena/terhempap oleh benda-benda kecuali benda jatuh	42,851	42,463	36,371	32,666	30,684
<i>Stepped on or struck by objects excluding falling objects</i>	<i>39.5</i>	<i>47.7</i>	<i>41.1</i>	<i>34.3</i>	<i>31.2</i>
Tersepit di dalam atau di antara benda-benda	11,066	7,963	10,581	12,436	13,310
<i>Caught in or between objects</i>	<i>10.2</i>	<i>8.9</i>	<i>12.0</i>	<i>13.1</i>	<i>13.5</i>
Pergerakan yang berat	3,281	2,657	3,074	2,493	3,228
<i>Over-exertion or strenuous movements</i>	<i>3.0</i>	<i>3.0</i>	<i>3.5</i>	<i>2.6</i>	<i>3.3</i>
Terdedah kepada atau tersentuh suhu yang panas	2,489	1,708	2,343	2,069	1,838
<i>Exposure to or contact with high temperature</i>	<i>2.3</i>	<i>1.9</i>	<i>2.7</i>	<i>2.2</i>	<i>1.9</i>
Terdedah kepada atau tersentuh karan elektrik	166	88	127	71	249
<i>Exposure to or contact with electricity</i>	<i>0.2</i>	<i>0.1</i>	<i>0.1</i>	<i>0.1</i>	<i>0.3</i>
Terdedah kepada atau tersentuh bahan-bahan merbahaya	1,517	1,313	1,117	970	1,060
<i>Exposure to or contact with harmful substances</i>	<i>1.4</i>	<i>1.5</i>	<i>1.3</i>	<i>1.0</i>	<i>1.1</i>
Lain-lain kemalangan yang tidak terkelas dimana-mana	11,108	6,212	2,461	8,187	9,184
<i>Other types of accidents not elsewhere classified</i>	<i>10.2</i>	<i>7.0</i>	<i>2.8</i>	<i>8.6</i>	<i>9.3</i>
Jumlah/ Total	108,418	89,049	88,389	95,222	98,281
	<i>100.0</i>	<i>100.0</i>	<i>100.0</i>	<i>100.0</i>	<i>100.0</i>

112

Sumber: Pertubuhan Keselamatan Sosial (PERKESO), Jabatan Buruh Semenanjung Malaysia, Jabatan Buruh Sabah dan Jabatan Buruh Sarawak, Kementerian Sumber Manusia
 Source: Social Security Organisation (SOCSO), Labour Department Peninsular Malaysia, Labour Department Sabah and Labour Department Sarawak, Ministry of Human Resources

Nota/ Note:

- Data meliputi kemalangan yang dilaporkan di bawah Akta Keselamatan Sosial Pekerja 1969 dan Akta Pampasan Pekerja 1952
Data covers accidents reported under Employees Social Security Act 1969 and Workmen's Compensation Act 1952
- Angka-angka menggambarkan kemalangan yang dilaporkan kepada Pertubuhan Keselamatan Sosial (PERKESO), Jabatan Buruh Sabah dan Jabatan Buruh Sarawak kecuali Jabatan Buruh Semenanjung Malaysia yang meliputi kes-kes kemalangan yang telah diselesaikan sahaja
Figures refer to accidents reported to the Social Security Organisation (SOCSO), Labour Department of Sabah and Labour Department of Sarawak except for Labour Department of Peninsular Malaysia which covers only settled cases
- Angka-angka dalam italik menunjukkan peratus bahagian
Figures in italic denote percentage shares

Jadual/ Table C1.17

Kemalangan Industri Yang Dilaporkan Kepada Jabatan Buruh Dan Pertubuhan Keselamatan Sosial (Perkeso) Mengikut Lokasi Kecederaan, 1996-2000
Industrial Accidents Reported to the Labour Department and Social Security Organisation (SOCSO) by Location of Injury, 1996-2000

Lokasi Kecederaan <i>Location of Injury</i>	1996	1997	1998	1999	2000
Kepala <i>Head</i>	14,487 <i>13.4</i>	10,148 <i>11.4</i>	11,617 <i>13.1</i>	11,112 <i>11.7</i>	11,259 <i>11.5</i>
Tengkuk <i>Neck</i>	527 <i>0.6</i>	285 <i>0.3</i>	257 <i>0.3</i>	264 <i>0.3</i>	343 <i>0.3</i>
Leher <i>Trunk</i>	7,073 <i>6.5</i>	5,269 <i>5.9</i>	6,317 <i>7.1</i>	6,932 <i>7.3</i>	7,547 <i>7.7</i>
Anggota Atas <i>Upper Limb</i>	44,332 <i>40.9</i>	45,988 <i>51.6</i>	38,859 <i>44.0</i>	41,694 <i>43.8</i>	43,624 <i>44.4</i>
Lokasi Berganda <i>Multiple Locations</i>	10,554 <i>9.7</i>	5,387 <i>6.0</i>	9,954 <i>11.3</i>	9,750 <i>10.2</i>	9,367 <i>9.5</i>
Anggota Bawah <i>Lower Limb</i>	26,730 <i>24.7</i>	19,465 <i>21.9</i>	19,836 <i>22.4</i>	23,905 <i>25.1</i>	24,104 <i>24.5</i>
Kecederaan Am <i>General Injuries</i>	747 <i>0.7</i>	501 <i>0.6</i>	389 <i>0.4</i>	634 <i>0.7</i>	358 <i>0.4</i>
Kecederaan Yang Tidak Dapat Dipastikan <i>Unspecified Location of Injuries</i>	3,968 <i>3.7</i>	2,006 <i>2.3</i>	1,160 <i>1.3</i>	931 <i>1.0</i>	1,679 <i>1.7</i>
Jumlah/ Total	108,418 <i>100.0</i>	89,049 <i>100.0</i>	88,389 <i>100.0</i>	95,222 <i>100.0</i>	98,281 <i>100.0</i>

Sumber: Pertubuhan Keselamatan Sosial (PERKESO), Jabatan Buruh Semenanjung Malaysia, Jabatan Buruh Sabah dan Jabatan Buruh Sarawak, Kementerian Sumber Manusia
 Source: Social Security Organisation (SOCSO), Labour Department Peninsular Malaysia, Labour Department Sabah and Labour Department Sarawak, Ministry of Human Resources

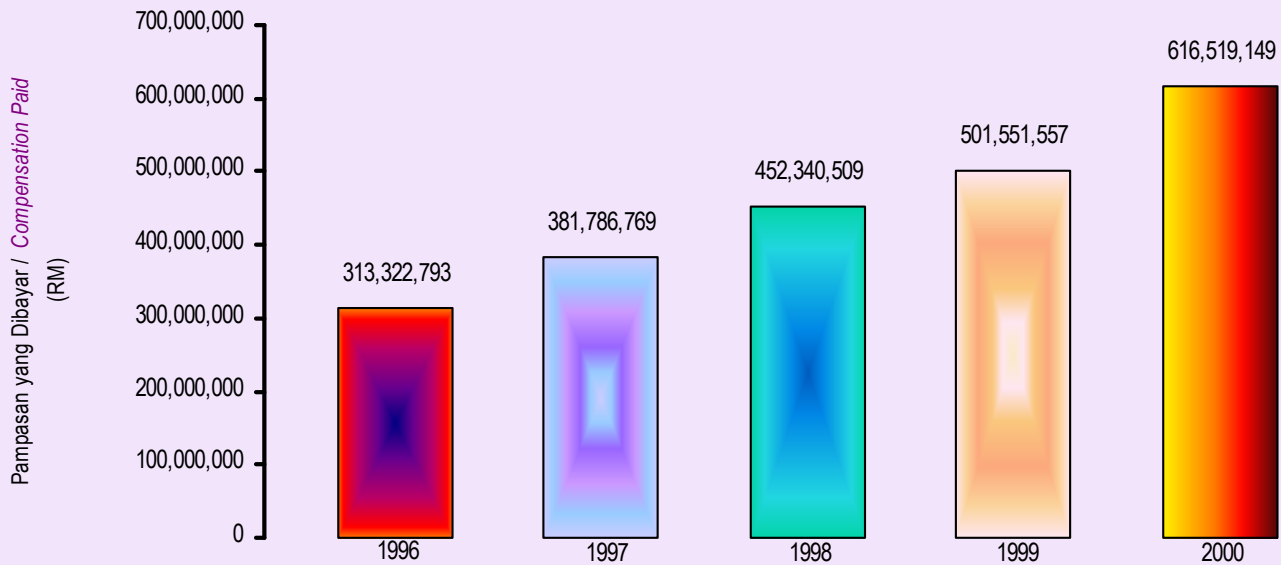
Nota/ Note:

- Data meliputi kemalangan yang dilaporkan di bawah Akta Keselamatan Sosial Pekerja 1969 dan Akta Pampasan Pekerja 1952
Data covers accidents reported under Employees Social Security Act 1969 and Workmen's Compensation Act 1952
- Angka-angka menggambarkan kemalangan yang dilaporkan kepada Pertubuhan Keselamatan Sosial (PERKESO), Jabatan Buruh Sabah dan Jabatan Buruh Sarawak kecuali Jabatan Buruh Semenanjung Malaysia yang meliputi kes-kes kemalangan yang telah diselesaikan sahaja
Figures refer to accidents reported to the Social Security Organisation (SOCSO), Labour Department of Sabah and Labour Department of Sarawak except for Labour Department of Peninsular Malaysia which covers only settled cases
- Angka-angka dalam italik menunjukkan peratus bahagian
Figures in italic denote percentage shares

Carta / Chart 25

Pampasan Yang Dibayar Akibat Kemalangan Industri, 1996-2000

Compensation Paid Due to Industrial Accidents, 1995-2000



Nota/ Notes:

Pampasan yang dibayar berasaskan kemalangan yang dilaporkan di bawah Akta Keselamatan Sosial Pekerja 1969 dan Akta Pampasan Pekerja 1952
Compensation paid is based on accidents reported under Employees Social Security Act 1969 and Workmen's Compensation Act 1952

Sumber : Pertubuhan Keselamatan Sosial (PERKESO) Jabatan Buruh Semenanjung Malaysia, Jabatan Buruh Sabah dan Jabatan Buruh Sarawak, Kementerian Sumber Manusia

Source : Social Security Organisation (SOCISO) Labour Department Peninsular Malaysia, Labour Department Sabah, Labour Department Sarawak, Ministry of Human Resources

Jadual/ Table C1.18
Pampasan Yang Dibayar Akibat Kemalangan Industri, 1996-2000
Compensation Paid Due to Industrial Accidents, 1996-2000

Tahun Year	Amaun Pampasan yang Dibayar Amount of Compensation Paid
1996	319,357,214
1997	389,481,837
1998	452,340,509
1999	501,551,557
2000	616,519,149

Sumber: Pertubuhan Keselamatan Sosial (PERKESO), Jabatan Buruh Semenanjung Malaysia, Jabatan Buruh Sabah dan Jabatan Buruh Sarawak, Kementerian Sumber Manusia

Source: Social Security Organisation (SOCO), Labour Department Peninsular Malaysia, Labour Department Sabah and Labour Department Sarawak, Ministry of Human Resources

Nota/ Note:

Data meliputi kemalangan yang dilaporkan di bawah Akta Keselamatan Sosial Pekerja 1969 dan Akta Pampasan Pekerja 1952

Data covers accidents reported under Employees Social Security Act 1969 and Workmen's Compensation Act 1952

Carta / Chart 26
Penyakit Khidmat Yang Dilaporkan Kepada Pertubuhan Keselamatan Sosial, 2000
Occupational Diseases Reported to the Social Security Organisation, 2000

