



Jadual/ Table B1.1
Bilangan Tempat-tempat Pekerjaan yang Berdaftar mengikut Industri, 2007
Number of Workplaces Registered by Industry, 2007

Industri <i>Industry</i>	Bilangan Tempat Pekerjaan yang Berdaftar <i>Number of Workplaces Registered</i>
Pertanian, Pemburuan dan Perhutanan / <i>Agriculture, Hunting and Forestry</i>	6,995
Perikanan/ <i>Fishing</i>	648
Perlombongan dan Pengkuarian / <i>Mining and Quarrying</i>	266
Pembuatan / <i>Manufacturing</i>	4,639
Bekalan Elektrik, Gas dan Bekalan Air/ <i>Electricity, Gas and Water Supply</i>	156
Pembinaan / <i>Construction</i>	3,770
Perdagangan Jual Borong dan Runcit, Membaiki Kenderaan Bermotor, Motosikal, Barangan Persendirian dan Isi Rumah <i>Wholesale and Retail Trade, Repair of Motor Vehicles, Motorcycles, Personal and Household Goods</i>	20,025
Hotel dan Restoran / <i>Hotel and Restaurant</i>	4,611
Pengangkutan, Penyimpanan dan Komunikasi / <i>Transport, Storage and Communication</i>	2,117
Pengantaraan Kewangan / <i>Financial Intermediation</i>	932



Jadual/ *Table* B1.1 (samb. / *cont'd*)
Bilangan Tempat-tempat Pekerjaan yang Berdaftar mengikut Industri, 2007
Number of Workplaces Registered by Industry, 2007

Industri <i>Industry</i>	Bilangan Tempat Pekerjaan yang Berdaftar <i>Number of Workplaces Registered</i>
Aktiviti Hartanah, Penyewaan & Perniagaan / <i>Real Estate, Renting & Business Activities</i>	2,615
Pentadbiran dan Pertahanan Awam, Keselamatan Sosial Wajib / <i>Public Administration and Defense, Compulsory Social Security</i>	270
Pendidikan / <i>Education</i>	441
Kesihatan dan Kerja Sosial / <i>Health and Social Work</i>	657
Aktiviti Perkhidmatan Komuniti, Sosial dan Persendirian Lain / <i>Other Community, Social and Personal Service Activities</i>	2,731
Isi Rumah Persendirian dengan Pekerja Bergaji / <i>Private Household with Employed Person</i>	9,224
Organisasi dan Badan Di luar Wilayah / <i>Ex-Territorial Organization and Bodies</i>	395
Aktiviti yang tidak dapat ditakrifkan sepenuhnya / <i>Others activities not in adequately defined</i>	320
Jumlah <i>Total</i>	60,812

Sumber: Jabatan Tenaga Kerja Sabah dan Sarawak, Kementerian Sumber Manusia
Source: Labour Department of Sabah and Sarawak, Ministry of Human Resources



Jadual/ Table B1.2
Bilangan Tempat-Tempat Pekerjaan yang Berdaftar dan Diperiksa mengikut Negeri, 2007
Number of Workplaces Registered and Inspected by States, 2007

Negeri States	Bilangan Tempat Pekerjaan yang Berdaftar Number of Workplaces Registered	Bilangan Tempat Pekerjaan yang Diperiksa ¹ Number of Workplaces Inspected
Johor	89,867	4,095
Kedah / Perlis	66,843	3,960
Kelantan	29,216	2,685
Melaka	35,661	1,078
Negeri Sembilan	43,870	1,803
Pahang	30,710	1,078
Pulau Pinang	73,678	3,379
Perak	72,302	3,064
Sabah	28,458	5,008
Sarawak	32,128	2,955
Selangor	94,771	3,145
Terengganu	22,841	1,762
W. P. Kuala Lumpur	76,061	401
W. P. Labuan	2,137	3
W. P. Putrajaya	314	-
Jumlah/ Total	698,857	34,416

Sumber: Jabatan Tenaga Kerja Semenanjung Malaysia, Sabah dan Sarawak, Kementerian Sumber Manusia
Source: Labour Department of Peninsular Malaysia, Sabah and Sarawak, Ministry of Human Resources

Nota/ Notes :

1. Bilangan Tempat Pekerjaan diperiksa tidak termasuk Jabatan Tenaga kerja Semenanjung Malaysia
Number of Workplace is not included the Labour Department of Peninsular Malaysia



Jadual/ Table B1.3
Bilangan Tempat-tempat Pekerjaan yang Diperiksa dan Majikan yang tidak mematuhi Undang-undang Buruh, 2003 - 2007
Number of Workplaces Inspected and Employers not complying with Labour Laws by Quarter Year 2003 – 2007

Tahun Year	Bilangan Tempat Pekerjaan yang Diperiksa Number of Workplaces Inspected	Bilangan dan Peratusan Majikan yang Tidak Mematuhi Undang-undang Number and Percentage of Employers Not Complying with Labour Laws
2003	67,456	2,381 (3.5%)
2004	65,984	1,557 (4.0%)
2005	53,945	2,320 (4.4%)
2006	51,260	4,519 (8.8%)
2007 ¹	34,416	772 (2.2%)

Sumber: Jabatan Tenaga Kerja Semenanjung Malaysia, Sabah dan Sarawak, Kementerian Sumber Manusia
Source: Labour Department of Peninsular Malaysia, Sabah and Sarawak, Ministry of Human Resources

Nota/ Notes :

1. Angka tahun 2007 tidak termasuk Jabatan Tenaga kerja Semenanjung Malaysia
Figure year 2007 is not included the Labour Department of Peninsular Malaysia



Jadual/ Table B1.4
Tunggakan Faedah-Faedah Statutori yang Diterima oleh Pekerja, 2003 - 2007
Arrears of Statutory Benefits Received by Employees, 2003 - 2007

Faedah-faedah Statutori <i>Statutory Benefits</i>	2003		2004		2005	
	Bil Pekerja <i>Number of Employees</i>	Amaun yang Diterima <i>Amount Received (RM)</i>	Bil Pekerja <i>Number of Employees</i>	Amaun yang Diterima <i>Amount Received (RM)</i>	Bil Pekerja <i>Number of Employees</i>	Amaun yang Diterima <i>Amount Received (RM)</i>
Bayaran Gaji <i>Salary Payment</i>	1,406	948,635	1,473	955,119	1,406	897,294
Elaun Bersalin <i>Maternity Allowance</i>	4	2,206	4	3,945	7	2,800
Bayaran Hari Rehat Mingguan <i>Rest Day Payment</i>	16	4,152	215	113,623	167	138,654
Bayaran Kerja Lebih Masa <i>Overtime Payment</i>	278	178,240	279	134,502	560	170,493
Bayaran Cuti Am <i>Public Holiday Payment</i>	146	23,587	143	53,071	654	267,576
Bayaran Cuti Tahunan <i>Annual Leave Payment</i>	70	155,668	24	16,430	252	142,133
Bayaran Penamatan dan Rentikerja <i>Termination and Lay-Off Benefits</i>	10	3,542	4	2,112	3	167,452
Cuti Sakit <i>Sick Leave</i>	1	90	0	0	174	71,005
Lain-lain Bayaran <i>Other Payments</i>	109	73,779	271	154,345	0	0.00
Jumlah / Total	2,040	1,389,899	2,413	1,433,148	3,223	1,857,410

Sumber: Jabatan Tenaga Kerja Semenanjung Malaysia, Jabatan Tenaga Kerja Sabah, Jabatan Tenaga Kerja Sarawak, Kementerian Sumber Manusia
Source: Labour Department of Peninsular Malaysia, Labour Department of Sabah and Labour Department of Sarawak, Ministry of Human Resources



Jadual/ Table B1.4 (samb./ cont'd.)
Tunggakan Faedah-Faedah Statutori yang Diterima oleh Pekerja, 2003 -2007
Arrears of Statutory Benefits Received by Employees, 2003 - 2007

Faedah-faedah Statutori <i>Statutory Benefits</i>	2006		2007 ¹	
	Bil Pekerja <i>Number of Employees</i>	Amaan yang Diterima <i>Amount Received (RM)</i>	Bil Pekerja <i>Number of Employees</i>	Amaan yang Diterima <i>Amount Received (RM)</i>
Bayaran Gaji <i>Salary Payment</i>	10,868	3,879,809	751	921,854
Elaun Bersalin <i>Maternity Allowance</i>	9	3,748	-	-
Bayaran Hari Rehat Mingguan <i>Rest Day Payment</i>	160	30,394	-	-
Bayaran Kerja Lebih Masa <i>Overtime Payment</i>	826	200,573	-	-
Bayaran Cuti Am <i>Public Holiday Payment</i>	606	262,260	-	-
Bayaran Cuti Tahunan <i>Annual Leave Payment</i>	775	156,258	-	-
Bayaran Penamatan dan Rentikerja <i>Termination and Lay-Off Benefits</i>	109	100,185	-	-
Cuti Sakit <i>Sick Leave</i>	59	2,711	-	--
Lain-lain Bayaran <i>Other Payments</i>	171	213,581	-	-
Jumlah / Total	13,581	4,849,519	751	921,854

Sumber: Jabatan Tenaga Kerja Semenanjung Malaysia, Jabatan Tenaga Kerja Sabah, Jabatan Tenaga Kerja Sarawak, Kementerian Sumber Manusia
Source: Labour Department of Peninsular Malaysia, Labour Department of Sabah and Labour Department of Sarawak, Ministry of Human Resources

Nota/ Notes :

1. Angka tahun 2007 tidak termasuk Jabatan Tenaga kerja Semenanjung Malaysia/ *Figure year 2007 is not included the Labour Department of Peninsular Malaysia*
2. Hasil daripada tempat pemeriksaan / *As a result of inspection of workplaces*



Jadual/ Table B1.5
Bilangan Aduan yang Dilaporkan mengikut Isu, 2003 - 2007
Number of Complaints Reported by Issue, 2003 - 2007

Isu-isu / <i>Issues</i>	2003	2004	2005	2006	2007 ¹
1. Tidak Mematuhi Peruntukan Di bawah Undang-undang Buruh <i>Non-Compliance of labour Laws:-</i>					
i. Akta Kerja 1955 <i>Employment Act 1955</i>	7,788	0	1,390	1,843	-
ii. Akta Standard Minimum Perumahan dan Kemudahan Pekerja 1990 <i>Workers Minimum Standards of housing and Amenities Act 1990</i>	77	331	26	24	-
iii. Akta (Penggajian) Kanak-kanak dan Orang Muda 1996 <i>Children and Young Persons (Employment) Act 1996</i>	19	17	6	6	-
iv. Akta Majlis Penetapan Gaji 1947 <i>Wages Council Act 1947</i>	19	7	1	37	-
v. Akta Pampasan Pekerja 1952 <i>Workmen's Compensation Act 1952</i>	345	369	18	22	-
vi. Akta Cuti Mingguan 1950 <i>Weekly Holiday Act 1950</i>	-	-	-	-	-
vii. Ordinan Buruh Sabah (bab 67) <i>Labor Ordinance Sabah (chap.67)</i>	1,114	1,018	889	637	738
viii. Ordinan Buruh Sarawak (bab 76) <i>Labour Ordinance Sarawak (chap 76)</i>	475	570	415	121	1,182
2. Tidak Mematuhi Dasar Kerajaan <i>Non-Compliance of National Policies</i>					
i. Kuota Tenaga Kerja yang Tidak Seimbang Mengikut Kaum <i>Unbalanced Racial Composition of Workforce</i>	-	-	-	-	-
ii. Diskriminasi Kaum <i>Racial Discrimination</i>	-	-	-	-	-



Jadual / Table B1.5 (Samb./ Cont'd)
Bilangan Aduan yang Dilaporkan mengikut Isu, 2003 – 2007
Number of Complaints Reported by Issue, 2003 – 2007

Isu-isu/ <i>Issues</i>	2003	2004	2005	2006	2007 ¹
iii. Tiada Kemudahan Menunaikan Sembahyang <i>Lack of Facilities to Perform Prayers</i>	-	-	-	32	-
iv. Penggajian Haram dan Layanan Buruk ke atas Pekerja Asing <i>Illegal Employment and Improper Treatment of migrants employees</i>	-	-	1	78	-
3. Amalan Perburuhan yang Tidak Adil <i>Unfair Labour Practices</i>					
i. Diskriminasi Seks <i>Seks Discrimination</i>	-	-	-	1	-
ii. Penindasan Seks <i>Sexual Harrasment</i>	-	-	-	7	-
iii. Bayaran Gaji yang Tidak Adil <i>Unfair Wages</i>	-	-	-	79	-
iv. Diskriminasi Pekerja <i>Employment Discrimination</i>	-	-	-	58	-
4. Lain-lain / Others	-	3	9	658	-
Jumlah / Total	9,837	2,315	2,755	3,613	-

Sumber: Jabatan Tenaga Kerja Semenanjung, Sabah dan Sarawak, Kementerian Sumber Manusia
Source: Labour Department of Peninsular Malaysia, Sabah and Sarawak, Ministry of Human Resources

Nota/ Notes :

1. Angka tahun 2007 tidak termasuk Jabatan Tenaga kerja Semenanjung Malaysia
Figure year 2007 is not included the Labour Department of Peninsular Malaysia



Jadual/ *Table* B1.6

Bilangan Aduan yang Dilaporkan dan Diselesaikan oleh Jabatan Tenaga Kerja Semenanjung Malaysia serta Amaun Dibayar, 2003- 2007

Number of Complaints Reported and Settled by the Labour Department of Peninsular Malaysia and Amount Paid, 2003 - 2007

Tahun Year	Bilangan Aduan Dilaporkan Number of Complaints Reported	Bilangan Aduan Diselesaikan Number of Complaints Settled	Amaun Dibayar (RM) Amount Paid (RM)
2003	7,675	7,424	1,171,937
2004	7,413	7,243	1,110,704
2005	6,620	6,284	899,606
2006	4,853	3,700	2,603,215
2007	4,737	4,583	0

Sumber: Jabatan Tenaga Kerja Semenanjung Malaysia, Kementerian Sumber Manusia
Source: *Labour Department of Peninsular Malaysia, Ministry of Human Resources*



Jadual/ *Table* B1.6 (a)

Bilangan Aduan yang Dilaporkan dan Diselesaikan oleh Jabatan Tenaga Kerja Sabah serta Amaun Dibayar, 2003 - 2007

Number of Complaints Reported and Settled by the Labour Department of Sabah and Amount Paid Quarter Year 2007 - 2007

Tahun Year	Bilangan Aduan Dilaporkan Number of Complaints Reported	Bilangan Aduan Diselesaikan Number of Complaints Settled	Amaun Dibayar (RM) Amount Paid (RM)
2003	777	725	547,785
2004	803	778	468,992
2005	636	583	282,216
2006	789	788	350,637
2007	738	729	898,215

Sumber: Jabatan Tenaga Kerja Sabah, Kementerian Sumber Manusia
Source: *Labour Department of Sabah, Ministry of Human Resources*



Jadual/ Table B1.6 (b)

Bilangan Aduan yang Dilaporkan dan Diselesaikan oleh Jabatan Tenaga Kerja Sarawak serta Amaun Dibayar, 2003 - 2007

Number of Complaints Reported and Settled by the Labour Department of Sarawak and Amount Paid, 2003 - 2007

Tahun Year	Bilangan Aduan Dilaporkan Number of Complaints Reported	Bilangan Aduan Diselesaikan Number of Complaints Settled	Amaun Dibayar (RM) Amount Paid (RM)
2003	788	757	624,151
2004	1,014	969	641,712
2005	768	706	617,390
2006	751	543	338,413
2007	1,182	888	618,322

Sumber: Jabatan Tenaga Kerja Sarawak, Kementerian Sumber Manusia
Source: Labour Department of Sarawak, Ministry of Human Resources



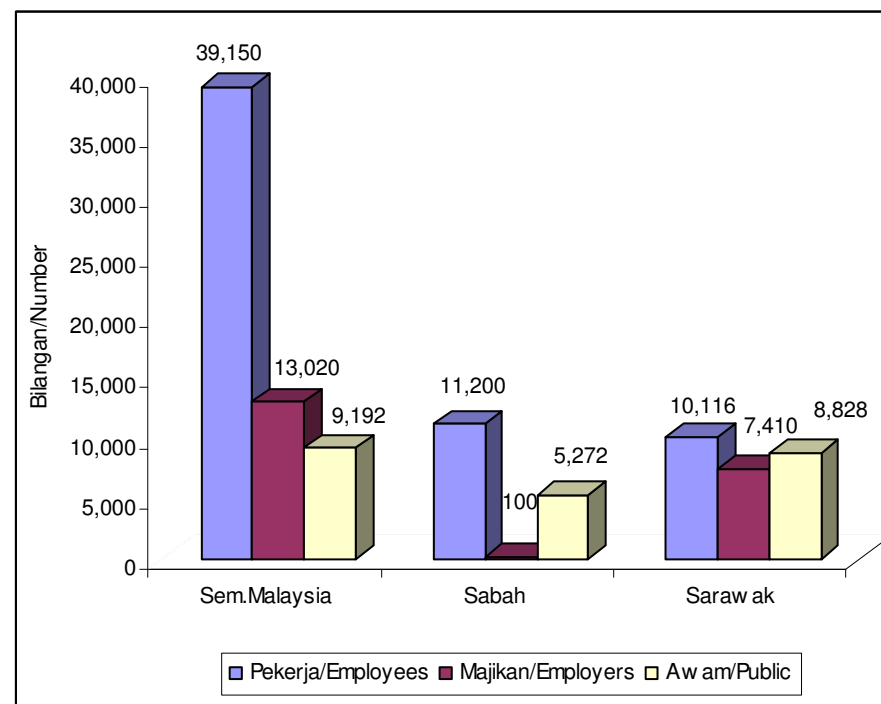
Jadual/ Table B1.7
Khidmat Nasihat - Bilangan Pertanyaan yang Diterima mengikut Kategori Pemanggil, 2007
Advisory Services- Number of Inquiries Received by Category of Client's,, 2007

Kategori Pemanggil <i>Client's Category</i>	Bilangan Pertanyaan / <i>Number of Inquiries</i>		
	Semenanjung Malaysia	Sabah	Sarawak
Pekerja / <i>Employees</i>	39,150	11,200	10,116
Tempatan / <i>Local</i>	36,928		
Asing / <i>Foreign</i>	2,222		
Majikan <i>Employers</i>	13,020	100	7,410
Orang Awam <i>Civilian</i>	9,192	5,272	8,828
Jumlah / <i>Total</i>	61,362	16,572	26,354

Sumber : Jabatan Tenaga Kerja Semenanjung Malaysia, Sabah dan Sarawak, Kementerian Sumber Manusia
Source : Labour Department of Peninsular Malaysia, Sabah and Sarawak, Ministry of Human Resources



Carta / Chart 9
Khidmat Nasihat – Bilangan Pertanyaan yang Diterima Mengikut Kategori Pemanggil, 2007
Advisory Service – Number of Inquiries Received by Category of Client's, 2003-2007



Sumber : Jabatan Tenaga Kerja Semenanjung Malaysia, Sabah dan Sarawak, Kementerian Sumber Manusia
Source : Labour Department of Peninsular Malaysia, Sabah and Sarawak, Ministry of Human Resources



Jadual/ *Table* B1.8

Khidmat Nasihat - Bilangan Pertanyaan yang Diterima berkaitan dengan Undang-undang Buruh, 2007

Advisory Services - Number of Inquiries Received related to Labour Laws, 2007

Undang-Undang Buruh <i>Labour Laws</i>	Bilangan Pertanyaan <i>Number of Inquiries</i>
Akta Kerja 1955 <i>Employment Act 1955</i>	367
Akta Pampasan Pekerja 1952 <i>Workmen's Compensation Act 1952</i>	3074
Akta Standard-Standard Minimum Perumahan dan Kemudahan Pekerja 1990 <i>Workers Minimum Standards of Housing and Amenities Act 1990</i>	-
Akta (penggajian) Kanak-kanak dan Orang Muda 1966 <i>Children and Young Persons (Employment) Act 1966</i>	17
Akta Majlis Penetapan Gaji 1947 <i>Wages Council Act 1947</i>	-
Ordinan Buruh (Sabah Bab 67) <i>Labour Ordinance (Sabah Chapter 67)</i>	16,572
Ordinan Buruh (Sarawak Bab 76) <i>Labour Ordinance (Sarawak Chapter 76)</i>	25,633
Akta Perhubungan Perusahaan 1967 <i>Industrial Relations Act 1967</i>	289
Jumlah / <i>Total</i>	45,663

Sumber: Jabatan Tenaga Kerja Sabah dan Sarawak, Kementerian Sumber Manusia
Source: *Labour Department of Sabah and Sarawak, Ministry of Human Resources*



Jadual/ *Table* B1.9

Bilangan Rumah Pekerja, Pusat Asuhan Kanak-Kanak dan Dewan Komuniti Di Sektor Perladangan mengikut Kemudahan, 2007
Number of Worker's Houses, Nurseries and Community Halls in the Plantation Sector by Facilities, 2007

Jenis Kemudahan <i>Type of Facilities</i>	Semenanjung Malaysia	Sarawak	Jumlah <i>Total</i>
Jumlah / <i>Total</i>	49,565	11,199	60,764
Rumah Pekerja / <i>Workers Houses</i> (standard)	41,207		
Rumah Pekerja / <i>Workers Houses</i> (sub-standard)	8,358		
Jumlah / <i>Total</i>	45,890	10,742	56,632
Bekalan Elektrik / <i>Electricity Supply</i> (public source)	33,498		
Bekalan Elektrik / <i>Electricity Supply</i> (private source)	12,392		
Jumlah / <i>Total</i>	42,777	10,722	53,499
Bekalan Air / <i>Water Supply</i> (public source)	18,607		
Bekalan Air / <i>Water Supply</i> (private source)	24,170		
Pusat Asuhan <i>Nurseries</i>	348	52	400
Dewan Komuniti <i>Community Halls</i>	297	13	310

Sumber: Jabatan Tenaga Kerja Semenanjung Malaysia dan Sarawak, Kementerian Sumber Manusia
Sources: Labour Department of Peninsular Malaysia and Sarawak, Ministry of Human Resources

Nota/*Notes* :

Maklumat yang diberi adalah berdasarkan peruntukan Akta Standard-standard Minimum Perumahan dan Kemudahan Pekerja 1990.
Information provided is bases upon the provision of Workers Minimum Standards of Housing and Workers Amenities Act 1990.



Jadual/ *Table* B1.10

Kadar dan Bilangan Kemalangan Industri yang Dilaporkan kepada Jabatan Tenaga Kerja dan Pertubuhan Keselamatan Sosial (PERKESO) mengikut Jenis Kemalangan, 2003 - 2007

Number and Rate of Industrial Accidents Reported to the Labour Department and Social Security Organization (SOCSO) by Type of Accident, 2003 – 2007

Tahun Year	Kemalangan/ <i>Accidents</i>		Maut <i>Fatal</i>	Hilang Upaya <i>Disablement</i>
	Jumlah ¹ <i>Total</i>	Semasa Perjalanan <i>Commuting</i>		
2003	81,003	17,609	907	16,765
2004	77,742	18,329	1,073	17,546
2005	70,690	17,297	1,291	18,744
2006	68,008	17,779	1,292	18,257
2007 ¹	56,339	-	755	9,555

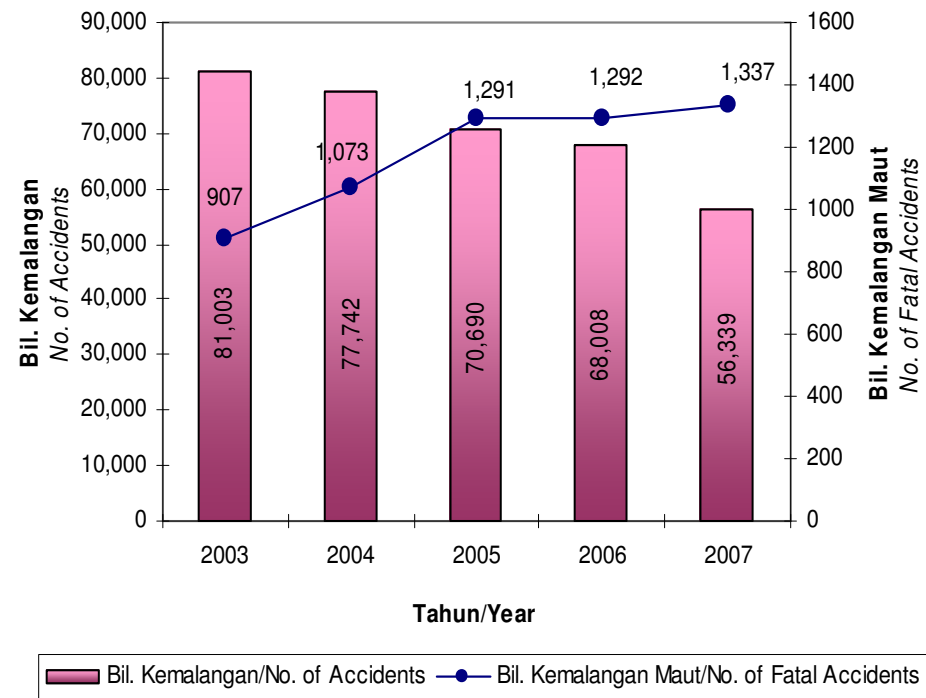
Sumber: Jabatan Tenaga Kerja Semenanjung Malaysia, Sabah, Sarawak dan Pertubuhan Keselamatan Sosial, (PERKESO) Kementerian Sumber Manusia
Source: Labour Department of Peninsular, Sabah, Sarawak and Social Security Organization (SOCSO), Ministry of Human Resources

Nota/ *Note*:

1. Angka tahun 2007 hanya dilaporkan oleh Pertubuhan Keselamatan Sosial (PERKESO) adalah angka anggaran.
Figures year 2007 was reported by Social Security Organization (SOCSO) is estimation figure.



Carta / Chart 10
Jumlah Kemalangan Industri dan Kemalangan Maut, 2003-2007
Total of Industrial and Fatal Accidents, 2003-2007



Sumber : Jabatan Tenaga Kerja Semenanjung Malaysia, Sabah, Sarawak dan Pertubuhan Keselamatan Sosial (PERKESO),
Kementerian Sumber Manusia, Malaysia
Source: Labour Department of Peninsular Malaysia, Sabah, Sarawak and Social Security Organisation (SOCSSO),
Ministry of Human Resources, Malaysia



Jadual/ Table B1.11
Kemalangan Industri yang Dilaporkan kepada Jabatan Tenaga Kerja dan Pertubuhan Keselamatan Sosial (PERKESO)
mengikut Industri ¹, 2003 - 2007
Industrial Accidents Reported to the Labour Department and Social Security Organisation (SOCISO) by Industry ¹, 2003 - 2007

Industri <i>Industry</i>	Tahun / Year				
	2003	2004	2005	2006	2007 ¹
Pertanian, Perhutanan, Pemburuan dan Perikanan/ <i>Agriculture, Forestry, Hunting and Fishing</i>	8,735	7,875	5,923	5,604	2,631
Perikanan/ <i>Fishing</i>	61	109	72	135	
Perlombongan dan Kuari/ <i>Mining and Quarrying</i>	736	772	615	541	328
Pembuatan/ <i>Manufacturing</i>	33,901	31,372	28,454	27,066	19,228
Bekalan Elektrik, Gas dan Bekalan Air/ <i>Electricity, Gas and Water Supply</i>	513	501	469	515	493
Pembinaan/ <i>Construction</i>	5,113	5,086	4,973	4,500	3,931
Perdagangan Jual Borong dan Runcit, Baiki Kenderaan Bermotor, Motorsikal, Barangan Persendirian dan Isi Rumah <i>Wholesale and Retail Trade, Repair of Motor Vehicles, Motorcycles and Personal and Household</i>	13,576	13,194	12,220	11,783	12,298
Pengangkutan, Penyimpanan dan Perhubungan/ <i>Transport, Storage and Communication</i>	4,142	4,194	3,676	3,653	3,639
Pengantaraan Kewangan/ <i>Financial Intermediation</i>	6,195	5,903	5,157	5,386	542
Hotel dan Restoran/ <i>Hotel and Restaurant</i>	7	29	53	39	
Aktiviti Hartanah, Penyewaan dan Perniagaan/ <i>Real Estates, Renting and Business Services</i>	93	157	174	159	13,248



Jadual/ Table B1.11 (Samb./ Cont'd)
Kemalangan Industri yang Dilaporkan kepada Jabatan Tenaga Kerja dan Pertubuhan Keselamatan Sosial (PERKESO)
mengikut Industri ¹, 2003 - 2007
Industrial Accidents Reported to the Labour Department and Social Security Organisation (SOCSO) by Industry ¹, 2003 - 2007

Industri <i>Industry</i>	Tahun / Year				
	2003	2004	2005	2006	2007 ¹
Pentadbiran dan Pertahanan Awam, Keselamatan Sosial Wajib <i>Public Administration and Defence, Compulsory Social Security</i>	25	16	19	25	
Pendidikan/ <i>Education</i>	0	1	0	2	
Kesihatan dan Kerja Sosial/ <i>Health and Social Work</i>	1	0	1	2	
Aktiviti Perkhidmatan Komuniti, Sosial dan Persendirian Lain <i>Other Community, Social and Personal Service Activities</i>	7,895	8,524	8,869	8,469	
Isi Rumah Persendirian dengan Pekerja Bergaji/ <i>Private Household with Employed Person</i>	1	0	3	5	
Organisasi dan Badan Di luar Wilayah/ <i>Ex-Territorial Organization and Bodies</i>	1	1	3	4	
Aktiviti yang tidak dapat ditakrifkan sepenuhnya/ <i>Others activities not in adequately defined</i>	8	8	9	120	
Jumlah / Total	81,003	77,742	70,690	68,008	56,339

Sumber: Pertubuhan Keselamatan Sosial (PERKESO), Jabatan Tenaga Kerja Semenanjung Malaysia, Sabah dan Sarawak, Kementerian Sumber Manusia
Source: Social Security Organisation (SOCSO), Labour Department Peninsular Malaysia, Sabah and Sarawak, Ministry of Human Resources

Nota/Note:

Data tahun 2007 meliputi kemalangan yang dilaporkan di bawah Akta Keselamatan Sosial Pekerja 1969 dan Akta Pampasan Pekerja 1952 dan angka-angka menggambarkan kemalangan yang dilaporkan kepada Pertubuhan Keselamatan Sosial (PERKESO) yang meliputi kes-kes kemalangan yang telah diselesaikan sahaja.

Data year 2007 covers accidents reported under Employees Social Security Act 1969 and Workmen's Compensation Act 1952 and Figures refer to accidents reported to the Social Security Organization (SOCSO) which covers only settled cases.

1. Angka bagi tahun 2007 adalah anggaran / *Figure for year 2007 is estimation.*



Jadual / *Table* B1.12
Kemalangan Industri yang Dilaporkan mengikut Industri dan Jenis Kemalangan ¹, 2007
Industrial Accidents Reported) by Industry and Type of Accidents, 2007

Industri <i>Industry</i>	Maut <i>Fatal</i>	Hilang Upaya <i>Disablement</i>
Pertanian, Perhutanan, Pemburuan dan Perikanan / <i>Agriculture, Forestry, Hunting and Fishing</i>	35	446
Perlombongan dan Kuari/ <i>Mining and Quarrying</i>	4	56
Pembuatan/ <i>Manufacturing</i>	258	3,261
Pembinaan/ <i>Construction</i>	53	84
Bekalan Elektrik, Gas dan Bekalan Air/ <i>Electricity, Gas and Water Supply</i>	7	667
Perdagangan Jual Borong dan Runcit, Baiki Kenderaan Bermotor, Motosikal, Barangan Persendirian dan Isi Rumah <i>Wholesale and Retail Trade, Repair of Motor Vehicles, Motorcycles and Personal and Household</i>	165	2,086
Pengangkutan, Penyimpanan dan Perhubungan/ <i>Transport, Storage and Communication</i>	49	617
Pengantaraan Kewangan/ <i>Financial Intermediation</i>	7	92
Hotel dan Restoran/ <i>Hotel and Restaurant</i>	-	-
Aktiviti Hartanah, Penyewaan dan Perniagaan/ <i>Real Estates, Renting and Business Services</i>	-	-
Pentadbiran dan Pertahanan Awam, Keselamatan Sosial Wajib/ <i>Public Administration & Defence, Compulsory Social Security</i>	177	2,246



Jadual / **Table B1.12** (samb./cont'd)
Kemalangan Industri yang Dilaporkan mengikut Industri dan Jenis Kemalangan¹, 2007
Industrial Accidents Reported by Industry and Type of Accidents, 2007

Industri <i>Industry</i>	Maut <i>Fatal</i>	Hilang Upaya <i>Disablement</i>
Pendidikan/ <i>Education</i>	-	-
Kesihatan dan Kerja Sosial/ <i>Health and Social Work</i>	-	-
Aktiviti Perkhidmatan Komuniti, Sosial dan Persendirian Lain/ <i>Other Community, Social and Personal Service Activities</i>	-	-
Isi Rumah Persendirian dengan Pekerja Bergaji/ <i>Private Household with Employed Person</i>	-	-
Organisasi dan Badan Di luar Wilayah/ <i>Ex-Territorial Organization and Bodies</i>	-	-
Jumlah / Total	755	9,555

Sumber: Pertubuhan Keselamatan Sosial (PERKESO), Kementerian Sumber Manusia
Source: Social Security Organisation (SOCSO), Ministry of Human Resources

Nota/Note:

1. Data meliputi kemalangan yang dilaporkan di bawah Akta Keselamatan Sosial Pekerja 1969 dan Akta Pampasan Pekerja 1952 dan angka-angka menggambarkan kemalangan yang dilaporkan kepada Pertubuhan Keselamatan Sosial (PERKESO), yang meliputi kes-kes kemalangan yang telah diselesaikan sahaja dan data adalah angka anggaran.
Data covers accidents reported under Employees Social Security Act 1969 and Workmen's Compensation Act 1952 and Figures refer to accidents reported to the Social Security Organisation (SOCSO) which covers onlysettled cases and it is estimation figure.



Jadual/ Table B1.13
Kemalangan Industri yang Dilaporkan mengikut Sektor dan Jantina¹, 2007
Industrial Accidents Reported by Sector and Gender, 2007

Industri <i>Industry</i>	Jumlah Kemalangan <i>Total Accidents</i>			Kemalangan Maut <i>Fatal Accidents</i>		
	Jumlah <i>Total</i>	Lelaki <i>Male</i>	Perempuan <i>Female</i>	Jumlah <i>Total</i>	Lelaki <i>Male</i>	Perempuan <i>Female</i>
Pertanian, Perhutanan, Pemburuan, Perikanan <i>Agriculture, Forestry, Hunting, Fishing</i>	2,361	2,197	434	35	31	4
Perlombongan dan Kuari <i>Mining and Quarrying</i>	328	274	54	4	4	0
Pembuatan <i>Manufacturing</i>	19,228	16,056	3,171	258	232	26
Pembinaan <i>Construction</i>	3,931	3,283	648	53	47	6
Elektrik, Gas dan Air <i>Electricity, Gas and Water</i>	493	412	81	7	6	1
Perdagangan Jual Borong dan Runcit, Baiki Kenderaan Bermotor, Motosikal, Barangan Persendirian dan Isi rumah <i>Wholesale and Retail Trade, Repair of Motor Vehicles, Motorcycles and Personal and Household Goods</i>	12,298	10,270	2,028	165	148	17
Pengangkutan, Penyimpanan dan Perhubungan <i>Transport, Storage and Communication</i>	3,639	3,039	600	49	44	5
Pengantaraan Kewangan <i>Financial Intermediation</i>	542	468	452	7	6	1
Hotel dan Restoran <i>Hotel and Restaurant</i>						
Aktiviti Hartanah, Penyewaan dan Perniagaan <i>Real Estates, Renting and Business Services</i>						
Pentadbiran dan Pertahanan Awam, Keselamatan Sosial Wajib <i>Public Administration and Defence Compulsory Social Security</i>	13,249	11,064	2,185	178	160	18



Jadual/ Table B1.13 (samb./cont'd.)
Kemalangan Industri yang Dilaporkan mengikut Sektor dan Jantina¹, 2007
Industrial Accidents Reported by Sector and Gender, 2007

Industri <i>Industry</i>	Jumlah Kemalangan <i>Total Accidents</i>			Kemalangan Maut <i>Fatal Accidents</i>		
	Jumlah <i>Total</i>	Lelaki <i>Male</i>	Perempuan <i>Female</i>	Jumlah <i>Total</i>	Lelaki <i>Male</i>	Perempuan <i>Female</i>
Pendidikan <i>Education</i>	-	-	-	-	-	-
Kesihatan dan Kerja Sosial <i>Health and Social Work</i>	-	-	-	-	-	-
Aktiviti Perkhidmatan Komuniti, Sosial dan Persendirian Lain <i>Other Community, Social and Personal service Activities</i>	-	-	-	-	-	-
Isi rumah Persendirian dengan Pekerja Bergaji <i>Private Household with Employed Person</i>	-	-	-	-	-	-
Organisasi & Badan-Badan Di luar Wilayah <i>Ex-Territorial Organization & Bodies</i>	-	-	-	-	-	-
Aktiviti yang tidak dapat ditakrifkan sepenuhnya <i>Other activities not in adequately defined</i>	-	-	-	-	-	-
Jumlah/Total	56,339	47,047	9,292	755	678	77

Sumber: Pertubuhan Keselamatan Sosial (PERKESO), Jabatan Tenaga Kerja Semenanjung Malaysia, Sabah dan Sarawak, Kementerian Sumber Manusia
Source: Social Security Organisation (SOCISO), Labour Department Peninsular Malaysia, Sabah and Sarawak, Ministry of Human Resources

Nota/Notes :

- Data meliputi kemalangan yang dilaporkan di bawah Akta Keselamatan Sosial Pekerja 1969 dan Akta Pampasan Pekerja 1952 dan angka-angka menggambarkan kemalangan yang dilaporkan kepada Pertubuhan Keselamatan Sosial (PERKESO), yang meliputi kes-kes kemalangan yang telah diselesaikan sahaja dan angka tahun 2007 adalah anggaran.
Data covers accidents reported under Employees Social Security Act 1969 and Workmen's Compensation Act 1952 and Figures refer to accidents reported to Social Security Organisation (SOCISO) which cover only settled cases and figure year 2007 is estimation.



Jadual/ Table B1.14
Pampasan yang Dibayar Akibat Kemalangan Industri, 2002-2006
Compensation Paid Due to Industrial Accidents, 2002-2006


Tahun Year	Amaun Pampasan yang Dibayar ¹ Amount of Compensation Paid (RM)
2003	745,032,947.00
2004	817,531,851.00
2005	883,897,723.00
2006	11,669,111.26
2007	7,664,367

Sumber: Jabatan Tenaga Kerja Semenanjung Malaysia, Sabah dan Sarawak, Kementerian Sumber Manusia

Source: Labour Department Peninsular Malaysia, Labour Department Sabah and Labour Department Sarawak, Ministry of Human Resources

Nota/Note:

1. Amaun Pampasan yang dibayar tidak termasuk Pertubuhan Keselamatan Sosial (PERKESO) bagi tahun 2006-2007
Amount of Compensation Paid is not including Social Security Organization (SOCSO) for year 2006-2007



Carta/ Chart 11
Pampasan yang Dibayar Akibat Kemalangan Industri, 2003-2007
Compensation Paid Due to Industrial Accidents, 2003-2007

